

HUMANITARIAN NEEDS OVERVIEW

IRAQ

HUMANITARIAN
PROGRAMME CYCLE
2020

ISSUED NOVEMBER 2019



About

This document has been consolidated by OCHA on behalf of the Humanitarian Country Team and partners. It provides a shared understanding of the crisis, including the most pressing humanitarian needs and the estimated number of people who need assistance. It represents a consolidated evidence base and helps inform joint strategic response planning.

The designations employed and the presentation of material in the report do not imply the expression of any opinion whatsoever on the part of the Secretariat of the United Nations concerning the legal status of any country, territory, city or area or of its authorities, or concerning the delimitation of its frontiers or boundaries.

PHOTO ON COVER

Meeting with women displaced by flooding in April 2019, Maysan, © A Lazau-Ratz, OCHA

Get the latest updates



OCHA coordinates humanitarian action to ensure crisis-affected people receive the assistance and protection they need. It works to overcome obstacles that impede humanitarian assistance from reaching people affected by crises, and provides leadership in mobilizing assistance and resources on behalf of the humanitarian system.

www.unocha.org/iraq

www.twitter.com/ochairaq

Humanitarian RESPONSE

Humanitarian Response aims to be the central website for Information Management tools and services, enabling information exchange between clusters and IASC members operating within a protracted or sudden onset crisis.

www.humanitarianresponse.info/iraq



Humanitarian InSight supports decision-makers by giving them access to key humanitarian data. It provides the latest verified information on needs and delivery of the humanitarian response as well as financial contributions.

www.hum-insight.com



The Financial Tracking Service (FTS) is the primary provider of continuously updated data on global humanitarian funding, and is a major contributor to strategic decision making by highlighting gaps and priorities, thus contributing to effective, efficient and principled humanitarian assistance.

www.fts.unocha.org/countries/106/summary/2019

Table of Contents

04	Summary of Humanitarian Needs	35	Part 3: Sectoral Analysis
10	Part 1: Impact of the Crisis and Humanitarian Consequences		Camp Coordination and Camp Management
	Context of the Crisis		Education
	Impact of the Crisis		Emergency Livelihoods
	Scope of Analysis		Food Security
	Humanitarian Consequences		Health
	Severity of Needs		Protection
	People in Need		Shelter and Non-Food Items
30	Part 2: Risk Analysis and Monitoring of Situation and Needs	63	Part 4: Annexes
	Risk Analysis		Data Sources
	Timeline of Events		Methodology
	Projected Evolution of Needs		Information Gaps and Limitations
	Monitoring of Situation and Needs		Acronyms
			End Notes

Summary of Humanitarian Needs

HUMANITARIAN PROFILE

6.13M

PEOPLE AFFECTED

5.62M

PEOPLE IN NEED

4.10M

PEOPLE IN ACUTE NEED

1.77M



NINEWA, IRAQ

Family setting up belongings in Jad'ah 5 IDP camp after relocating from the closed Hajj Ali camp in Ninewa, September 2019, © Y. Crafti, OCHA

Executive summary

The situation in Iraq remains unstable with widespread humanitarian concerns. Years of conflict uprooted millions of people, eroded social cohesion, disrupted access to basic services, destroyed livelihoods and led to increased protection risks. With weak central governance and limited progress towards recovery and development, the situation has become protracted and millions of people across Iraq remain in need of humanitarian assistance.

In 2020, Iraq is simultaneously categorized as an upper middle-income country and one that INFORM's Global Risk Index labels as "very high risk" of a humanitarian crisis. More than two years after Iraq's military operations against the Islamic State of Iraq and the Levant (ISIL) ended, social, ethnic and sectarian tensions persist on multiple fronts. Political uncertainty and natural disasters continue to intensify humanitarian

needs. In October 2019, protests against the recently-elected federal government erupted in Baghdad and other governorates, threatening the fledgling stability and narrowing the national focus. Also in October, a military offensive by Turkey against Kurdish forces in north-east Syria increased insecurity and uncertainty on Iraq's western and northern borders and created an influx of Syrian refugees.

The most vulnerable people in Iraq and those in acute need of humanitarian assistance are those directly affected by the 2014-2017 conflict against ISIL, particularly those who were displaced and whose lives and livelihoods were uprooted and destroyed. In August 2019, the Government of Iraq consolidated and closed a number of IDP camps, with a stated goal of all IDPs returning home by the end of 2020. The humanitarian community in Iraq supports voluntary, dignified, informed

People In Need

PEOPLE AFFECTED

92%

PEOPLE IN NEED

67%

PEOPLE IN ACUTE NEED

29%

and sustainable returns and will continue to encourage and facilitate returns in line with the agreed Principled Framework for Returns, and to support government and development partners in identifying durable solutions in areas of origin with high severity for those who wish to return.

IDPs are increasingly moving to non-camp locations or returning to their areas of origin, with unsuccessful attempts at the latter increasingly leading to the former. The needs both of returnees in areas of origin, and out-of-camp IDPs in need of assistance (mostly in areas in northern and central Iraq), are particularly severe. Ninety-three per cent of districts in northern and central Iraq report access constraints including, but not limited to, intimidation, presence of armed actors, checkpoint issues, explosive ordnance, and bureaucratic and administrative restrictions.

Scope of Analysis

The humanitarian landscape in 2019 was characterized by a post-conflict environment witnessing very slow returns and unaddressed stabilization and development needs. The 2019 Multi-Cluster Needs Assessments were conducted in two thirds of districts nationally and with all affected population groups. Significant population movements took place in the latter half of 2019 with government-initiated camp closures resulting in significant reductions in in-camp populations, considerable increases in out-of-camp displaced populations and returnees, and movements of people between governorates.

Humanitarian Consequences

The impact of the conflict continues to affect the physical and mental well-being, living standards, and capacity for resilience and recovery of millions of Iraqis. Exposure to violence and explosive ordnance resulted in many people sustaining physical and psychological injuries. Vulnerable people, including people with perceived affiliation to extremists, are among the most in need of assistance and at risk of rights violations. Considerable secondary displacement has been caused by forced and premature returns and forced or coerced departures from camps and informal settlements in Ninewa, Salah Al-Din, Al-Anbar, Kirkuk and Diyala governorates.

Many people, especially the most vulnerable, are unable to independently meet their basic needs like food and shelter. They lack access to services such as health care, potable water, improved sanitation, and education, and livelihoods opportunities remain limited. In addition, many affected people witnessed traumatic events

which caused severe psychological harm requiring highly specialized assistance in order to have a safe and dignified life.

With reconstruction of vital infrastructure and the re-establishment of essential services facing major delays, at-risk populations increasingly resort to negative coping mechanisms, including debt accrual and dangerous, harmful practices, further undermining resilience and increasing dependence on humanitarian assistance.

Severity of Needs

Nearly half of all people in need – more than 1.77 million people – have acute humanitarian needs. IDPs in and out of camps, and returnees, experienced partial or full collapse of living standards and disrupted access to basic goods and services, exhausting their capacities to cope and frequently resorting to negative coping strategies, including liquidation of livelihoods assets. The most acute needs continue to be found in governorates that witnessed direct conflict, such as Al-Anbar, Ninewa, Kirkuk and Salah Al-Din, and in governorates that received significant numbers of the displaced, such as Duhok. Without intra-communal reconciliation, large-scale reconstruction and widespread economic rejuvenation – all of which are outside the humanitarian sphere – these numbers will persist in 2020. The most vulnerable include people with perceived affiliation to extremist groups, who are unwelcome in their areas of origin, face stigma and discrimination, and have significant protection needs.

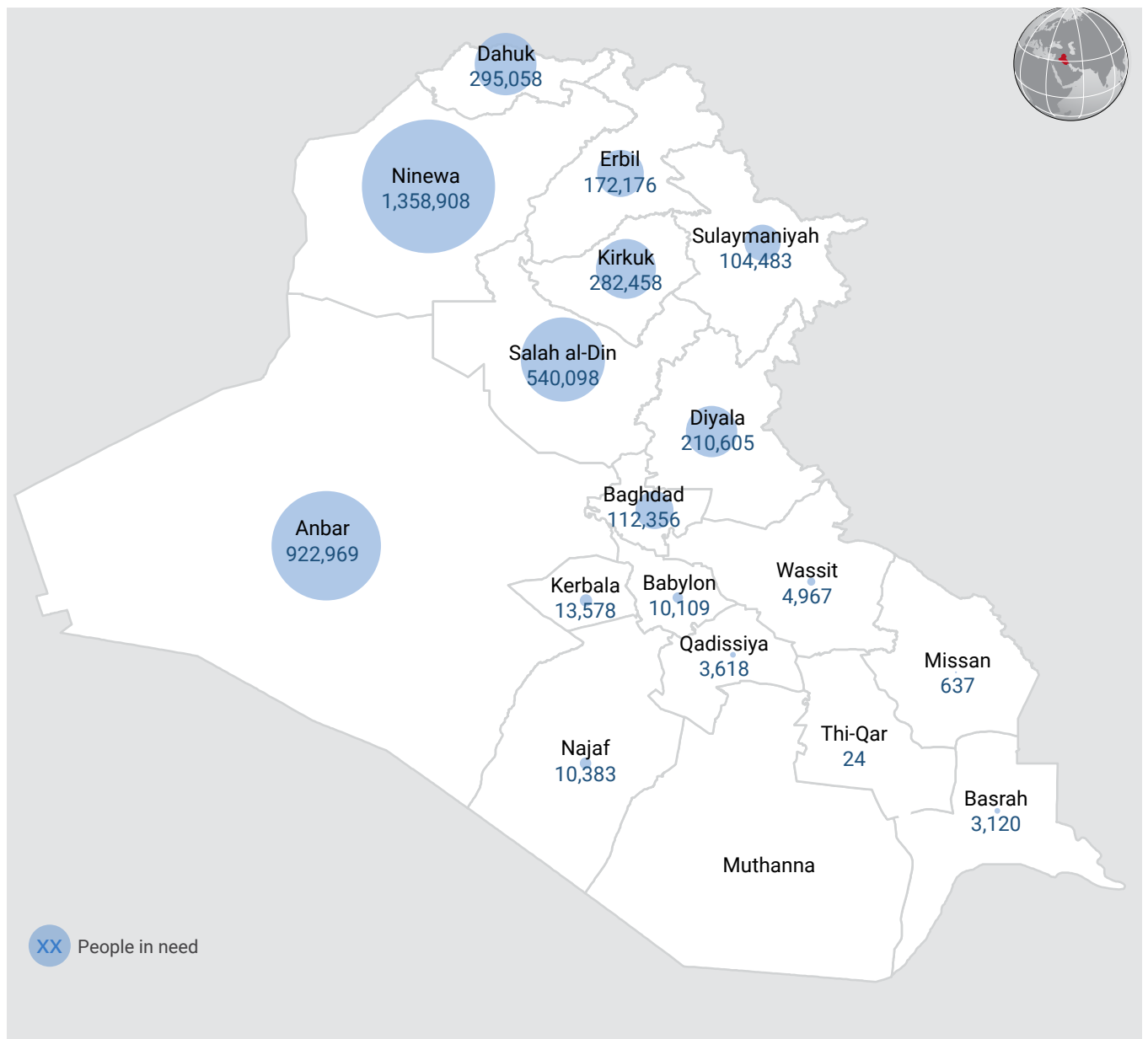
People in Need

Out of the 6 million people displaced during the 2014-2017 conflict against ISIL, humanitarian partners estimate that 4.1 million people require some form of humanitarian assistance. Of the people in acute need, 50 per cent are concentrated in only two governorates – Ninewa and Al-Anbar. Approximately 1.5 million people remain internally displaced, 70 per cent of whom have been displaced for more than three years. Return rates have also slowed from the peak period, but the vulnerabilities of the returnees remain -- overall, an estimated 514,000 returnees across 286 locations in eight governorates live in areas of high severity. Some 23 per cent of all people in acute need are concentrated in three districts of 63 assessed: Al-Mosul and Telafar in Ninewa and Al-Falluja in Al-Anbar. While the needs analysis is based on current caseloads, humanitarian partners are, in parallel, also able to respond to changes in the context, including natural disasters or arrivals of Iraqi citizens of Syrian refugees from Syria.

Overview map

The number of people in need of humanitarian assistance in Iraq decreased 40 per cent in 2020 compared to 2019. Although the overall number is diminishing, the number of people in acute need¹ remains significant. Of the 4.1 million people in need, 1.77 million people are

acutely in need of some form of humanitarian assistance, with half concentrated in only two governorates (Ninewa and Al-Anbar). Of these, more than 816,000 are children.



The designations employed and the presentation of material in the report do not imply the expression of any opinion whatsoever on the part of the Secretariat of the United Nations concerning the legal status of any country, territory, city or area or of its authorities, or concerning the delimitation of its frontiers or boundaries.

Key Findings

PEOPLE IN NEED

4.10 M

TREND (2015-2020)



WOMEN

27%

CHILDREN

46%

WITH DISABILITY

15%

By Humanitarian Consequence

More on pages 18-23

CONSEQUENCE	PEOPLE IN ACUTE NEED
Critical problems related to physical and mental wellbeing	1.46M
Critical problems related to living standards	1.53M
Critical problems related to resilience and recovery	2.43M

By Gender

More on pages 28-29

GENDER	PEOPLE IN ACUTE NEED	% PIN
Boys	408.18 k	23%
Girls	408.19 k	23%
Men	479.18 K	27%
Women	479.18 K	27%

By Population Groups

More on pages 28-29

POPULATION GROUP	PEOPLE IN ACUTE NEED
IDP In camp	196.81 k
IDP Out-of-Camp	428.94 K
Returnees	1.18 M

By Age

More on pages 28-29

AGE	PEOPLE IN ACUTE NEED	% PIN
Children (0 - 17)	816.38 K	46%
Adults (18 - 59)	887.37 K	50%
Older Person (60+)	70.98 K	4%

With Disability

More on pages 28-29

AGE	PEOPLE IN ACUTE NEED	% PIN
Persons with disabilities	266.21 k	15%

Summary of Humanitarian Consequences

Critical problems related to physical and mental wellbeing

PEOPLE IN ACUTE NEED	TREND (2015-2020)	WOMEN	CHILDREN	WITH DISABILITY
1.46 M		27%	46%	15%

PRIORITY NEEDS	AFFECTED POPULATION GROUPS	LOCATIONS
Inability to meet basic needs	<ul style="list-style-type: none"> • IDPs in camps and in out-of-camp locations • Recent returnees to areas of high and very high severity of needs • Female- and child-headed households • Women and girls • People with perceived affiliations to extremists 	
Lack of access to essential basic services	<ul style="list-style-type: none"> • IDPs in camps and in out-of-camp locations • Recent returnees to areas of high and very high severity of needs • Victims of physical, mental and psychological violence • People living with disabilities • Female- and child-headed households • Women and girls • People with perceived affiliation to extremists who are also survivors of violence 	Areas of origin and areas of return Camps Out-of-camp locations
Lack of safe and secure environments, including inability to access livelihoods and dwelling (e.g. explosive ordnance, social cohesion)	<ul style="list-style-type: none"> • IDPs remaining in camps due to presence of explosive ordnance in their areas of origin • IDPs and returnees in areas with little or no social cohesion • People living in critical shelters • Female-headed households living in out-of-camp locations • Women and girls living in out-of-camp locations • Survivors of violence living in out-of-camp locations 	

Critical problems related to living standards

PEOPLE IN ACUTE NEED	TREND (2015-2020)	WOMEN	CHILDREN	WITH DISABILITY
1.53 M		27%	46%	15%
PRIORITY NEEDS	AFFECTED POPULATION GROUPS		LOCATIONS	
Lack of adequate infrastructure to support safe and dignified living conditions	<ul style="list-style-type: none"> IDPs in formal camps IDPs in secondary displacement in informal sites Recently returned families 			
Gaps in service delivery and lack of quality standards for basic services, including water, health and education	<ul style="list-style-type: none"> IDPs in formal camps IDPs in informal camps/settlements IDPs in secondary displacement Recently returned families 		Most severe and critical needs identified in Anbar, Ninewa, Salah Al-Din, Diyala and Kirkuk.	
Lack of support for displaced populations and other vulnerable or marginalized groups to become self-reliant and achieve durable solutions	<ul style="list-style-type: none"> IDPs and returnees missing core documents IDPs and returnees needing housing, land and property support IDPs in protracted displacement who need livelihoods/income-generating opportunities IDPs out-of-camp who opt for local integration Female- and Child-headed households People with perceived affiliations to extremists People with disabilities who are not able to access the sector-specific services People belonging to minority groups 		Return areas with high and very high severity of conditions.	

Critical problems related to resilience and recovery

PEOPLE IN ACUTE NEED	TREND (2015-2020)	WOMEN	CHILDREN	WITH DISABILITY
2.43 M		27%	46%	15%
PRIORITY NEEDS	AFFECTED POPULATION GROUPS		LOCATIONS	
Lack of livelihoods, income-generating assets resulting in unsustainable income				
Lack of social cohesion in disputed areas or areas with diverse demographics				
Lack of shelter rehabilitation, reconstruction and compensation at scale	<ul style="list-style-type: none"> IDPs in secondary displacement Vulnerable returns in areas of origin IDPs out of camp in conflict affected areas 		West Anbar, West Ninewa, and West Kirkuk, northern part of SAD and vulnerable returns in top governorates of returns.	
Lack of efficient local government able to conduct basic civil administration; provide basic and specialized services (electricity, roads, water, schools, health care etc); or cope with emergencies				

Part 1

Impact of the Crisis and Humanitarian Consequences

MAYSAN, IRAQ

Girls displaced by flooding in April 2019, Maysan, © A Lazau-Ratz, OCHA



1.1

Context of the Crisis

Iraq has been 'in transition' for more than 15 years, including transitioning from dictatorship to democracy, and from an economy based almost entirely on oil to one that is more diverse. Some of these transitions have proven more successful than others. However, hanging over all of them is the reality of most recent armed conflict: first the United States-led invasion in 2003, followed by incidents of sectarian violence until 2011, and most recently the occupation by ISIL from 2014-2017. It has been difficult for the nation to fully stabilize and see improvements in development enjoyed by all. Prone to political instability, violence, corruption, and natural disasters including earthquakes, floods and disease outbreaks, Iraq is an anomaly of an upper middle-income country² at "very high risk" of a humanitarian crisis requiring international assistance.³

Political, Socio-Economic, Cultural and Demographic Profiles

The current political, social and economic context can be best described as unpredictable. At the time of writing in November 2019, the government has been the target of demonstrations in Baghdad and other governorates since early October 2019. Protesters' grievances relate to corruption, lack of jobs and public services, and political interference by neighbouring countries. More than 300 people have been killed and 16,000 injured, fired upon by security services or affected by teargas. In response, the government initially imposed a curfew in Baghdad and other governorates and suspended internet access throughout the country (outside of Kurdistan Region of Iraq (KRI)), later announcing reforms aimed at improving quality of life and political resignations. At the time of drafting, resignations have not taken place and the outcome of these protests is unclear.

Due to a complex political system based on ethno-religious identities, the humanitarian community is frequently unable to engage with viable and reliable government counterparts, both at national and governorate levels. Governorate authorities are not always in sync with national counterparts, necessitating duplicative and protracted efforts by humanitarian actors, often leading to operational delays. One area where this has been particularly noticeable was in relation to humanitarian access authorizations. Bureaucratic impediments were by far the most prevalent access challenges reported, namely the multiplicity of demands for local-level written access authorizations, in addition to the nationally-agreed procedure via the Joint Coordination and Monitoring Centre (JCMC). "Checkpoint difficulties" and "administrative restrictions related to delays or denials of movements requests" were the access impediments most frequently cited by partners.

Economically, Iraq's dependency on oil as the major driver for the economy has resulted in high unemployment. The public sector being the main employer, the private sector is not able employ the thousands

of college graduates searching for jobs. Employment is perceived by many to depend on patronage. The World Bank states that Iraq has one of the lowest labour force participation rates in the world, especially among women, youth (60 per cent of Iraq is under 25 years), and IDPs.⁴ For humanitarians, this can translate into unwelcome efforts to influence hiring decisions, such as requests from local authorities that NGOs hire specified numbers of staff from the local population regardless of appropriateness.

Infrastructure, Reconstruction, and Durable Solutions

December 2019 marks the second anniversary of the declared end of combat operations against ISIL. Humanitarian circumstances have improved since then: approximately 4.5 million IDPs have returned home, large areas of the country, previously inaccessible due to armed conflict, are accessible again. Following a period of heightened tensions between the federal government and the Kurdistan Regional Government (KRG) following the independence referendum in September 2017, relationships have eased, leading to increased travel and commerce between the two regions.

Despite this, progress on reconstruction and development has been slow from government, development and private sector entities, meaning much of the country's infrastructure remains damaged or destroyed. Durable solutions for IDPs in protracted displacement remain a goal, with limited attainment to date. In support of this goal, the humanitarian community has developed a framework to address the most pressing multi-sectoral issues related to protracted displacement. The operationalization of this framework will include pilot projects in select areas for IDPs who intend to return, including joint initiatives between humanitarian and development actors in areas of origin in collaboration with local government. The framework addresses alternative solutions for IDPs who are unable to return, involving extensive engagement with authorities to identify alternative solutions for these populations.

Humanitarians are navigating a range of barriers to durable solutions with camp closures and evictions increasing in the second half of 2019, influencing where needs are most severe. For example, all camps in Ninewa, bar one, are expected to close by the end of 2019. Tens of thousands of IDPs who departed camps in 2019 have become secondarily displaced due to lack of durable solutions for them in their areas of origin.

Environmental Profile

Iraq is prone to natural disasters, particularly earthquakes and floods. There were multiple earthquakes in the border region between Iran and Iraq in 2019, none of which caused significant damage in Iraq, but its



MAYSAN, IRAQ

Boys displaced by flooding in April 2019, Maysan, © A Lazau-Ratz, OCHA

proximity to the fault line places it at risk. Heavy seasonal rains during the first few months of 2019 caused flooding and damage in several governorates. During the summer of 2018, Iraq's southern provinces suffered acute water shortages due to a confluence of factors including major dam infrastructure projects in Turkey and Iran, and drought-like conditions attributed to climate change. Heavier than usual rainfall and flooding during the 2018-2019 winter replenished water supplies, but several governorates still face potential water shortages. Polluted rivers and lakes contribute to a lack of clean water for household use, but many of Iraq's water scarcity issues are due to aging water infrastructure, much of which has not been refurbished since the 1990s. Lack of current agreements with Syria, Iran and Turkey on the sharing and distribution of river water, and war-damaged urban water treatment and distribution systems are also factors. Unpredictable electricity supply throughout the country also negatively impacts water distribution as water plants go offline.

Security Environment

Iraq is subject to social, ethnic, religious and sectarian tensions between Sunni and Shia, Arabs and Kurds, and between and among other prominent minorities including Christian, Yazidi and Turkmen, especially along the internal disputed boundaries between KRI and federal Iraq.

In addition, families with perceived but unproven affiliations to extremist groups are among the most vulnerable caseload among the 1.5 million remaining IDPs, unwelcome in their areas of origin and prone to

isolation, discrimination, and in some cases, de facto detention. The lack of clear civil and security control in disputed areas continues to enable non-state actors including ISIL to maintain a presence there.

Insecurity remains constant throughout much of the country. Small-scale attacks attributed to ISIL sleeper cells are reported almost weekly in certain governorates, and by one estimate, ISIL has between 14,000 and 18,000 members in Iraq and Syria.⁵ Escalating tensions between two major Iraq allies - the United States of America and the Islamic Republic of Iran - play out among proxies and add to the uncertain operating context.

The federal government has also made efforts to regularize the umbrella body of largely Shia militias known as the Popular Mobilization Front (PMF), and to integrate them with regular armed forces. This has had limited success to date as many PMF organizations do not recognize the command and control structure of the Iraqi Security Forces (ISF). The proliferation of security actors in Iraq has led to an uncertain operating environment for humanitarians, as checkpoints may be controlled by parties only loosely affiliated with the national government, or who do not adhere to previously agreed upon access procedures.

In October 2019, a military offensive by Turkey against Kurdish forces in north-east Syria compounded existing insecurity and uncertainty on Iraq's western border, and the prospect of significant numbers of refugees coming into northern Iraq, as well as the uncertain status of Iraqi citizens in Syria perceived to be affiliated with ISIL.



NINEWA, IRAQ

Trucks packed with IDPs' belongings waiting for permission to depart Hajj Ali Camp on its last day of operations in September 2019, Ninewa © Y. Crafti, OCHA

1.2 Impact of the Crisis

Impact on People

Two years since the declared end of combat operations against ISIL, Iraq continues to face significant humanitarian challenges. Approximately 1.5 million people remain internally displaced, of the 6 million displaced at the height of the conflict against ISIL, 78 per cent of whom are in protracted displacement as they have been displaced for more than three years. In the last intentions survey of both in-camp and out-of-camp IDPs, about 90 per cent indicated that they expected to remain displaced in the short term, a proportion which fell to roughly 70 per cent in the long-term for both groups.⁶ Reasons for remaining in displacement have been constant: community tensions in areas of origin, damaged or destroyed housing, concerns about explosive remnants of war, perceived insecurity, lack of services - notably health care and education - and lack of livelihood opportunities.⁷

Compared to the two previous years, there has been a noticeable deceleration in the volume of returns: of all returns, only 8 per cent have occurred since January 2018, with 34 per cent in 2016 and 46 per cent in 2017. Only 140,000 IDPs returned home in the first six months of 2019 (representing merely three per cent of all historic returns).⁸

The remaining population that stays in, or is at risk of, protracted displacement does so not out of preference, but due to a lack of feasible alternatives. Extended absence from areas of origin coupled with the issues of unresolved inter-group dynamics, including fear and trauma, and new sources of instability – including concerns over the resurgence of ISIL – impact on IDPs' ability to return home, and in some cases trigger secondary displacement.⁹ The rush to consolidate and close camps in the second half of 2019 has caused secondary displacement for more than 16,000 displaced households who are now additionally vulnerable.

Impact on Systems and Services

Conditions in areas of origin are not uniformly suitable to support sustainable returns. Returnees who had their houses destroyed are entitled to compensation under Iraqi law but the process for accessing this is complicated. There are complex administrative and legal processes that are sometimes prohibitive or inaccessible to people and the courts have limited capacity to process these payments.

Reconstruction needs are massive. The Shelter Cluster and UN-Habitat

list 27,663 houses currently undergoing basic rehabilitation or planned for emergency repairs.¹⁰ While welcome, this figure represents only 13 per cent of the more than 200,000 damaged houses assessed as category 3 or 4 (i.e. severely damaged or destroyed).¹¹ Humanitarian partners are neither appropriate nor mandated to undertake widespread repair projects of the scope needed in Iraq, which are highly resource intensive. Returnees who had their houses destroyed are entitled to compensation¹² however, the support is often not materializing. The government's budgetary constraints continue to impede the payment of recognized Housing Land and Property (HLP) compensation claims¹³. An absence of government and development partners to meet the needs means that damaged or destroyed housing is as a major cause of protracted displacement, with humanitarians often asked by government and displaced people to address this issue.

Another indicator of the endemic barrier to returns is explosive ordnance contamination. Between January 2016 and August 2019, Mine Action partners cleared 618,301,119 square metres and found and destroyed 434,721 hazardous items across Iraq.¹⁴ Nineteen per cent of in-camp IDP households and 10 per cent of out-of-camp IDP households among those not intending to return cite explosive ordnance contamination as a barrier to return.¹⁵

Protracted displacement impacts people's ability to seek and achieve self-reliance. Food insecurity is present among approximately 20 per cent of both in-camp and out-of-camp IDPs¹⁶ as emergency response mechanisms scale down, but nationally-led processes fail to adequately scale up. The educational needs of IDP children are consistently not being met, as education is largely reliant on volunteer teachers, and in some cases the donation of educational spaces by local authorities or NGOs. Seventy-six per cent of in-camp IDPs and 65 per cent of out-of-camp IDPs report that they are unable to meet basic household needs.¹⁷ Approximately 80 per cent of in-camp IDPs and 65 per cent of out-of-camp IDPs report resorting to negative coping strategies.¹⁸

Protracted displacement in the Iraq context has also been a strain on the humanitarian system. Camps that were meant to be temporary are still in place five years later. While humanitarian partners upgraded tents in camps, others provided by the government are in urgent need of repairs or replacement. Camps with small resident populations, particularly in remote locations, suffer from lack of investment in tents and infrastructure. As a result, some camps no longer meet minimum standards.

In parallel, local government authorities are keen to rapidly consolidate or close camps, often with little to no coordination with others and against the government-endorsed Principled Returns Framework, resulting in forced or coerced relocations from camps which occurred on a widespread scale in Al-Anbar, Salah Al-Din and Ninewa governorates during the second half of 2019.

While some families were forcibly relocated to other camps, the majority ended up in non-camp settings, often in urban areas, making it harder for humanitarian actors to service their needs or track their vulnerabilities, resulting in some instances in secondary displacement as returns were not durable. Plans for the durable solutions of people with perceived affiliations remain unknown. While the Government of Iraq has a stated goal for all IDPs to return home by the end of 2019, this is unlikely to happen due to the protracted needs of IDPs who require camp-based solutions.

While return rates are slowing, the vulnerabilities of some returnees remain constant. Overall, an estimated 514,000 returnees across 286 locations in 8 governorates live in areas of high severity of needs, indicating a lack of livelihoods, basic services, social cohesion and security. An increase in the number of returnees living in severe conditions has been observed in Baghdad and Al-Anbar, while Ninewa and Salah Al-Din continue to accommodate the highest number of returnees living in conditions of high severity overall.¹⁹ The Return Index has identified 42 locations in Diyala, Kirkuk, Ninewa and Salah Al-Din as having the most severe return conditions. These locations host 33,234 returnees.²⁰

During 2019, humanitarian programming has reached significantly higher proportions of in-camp IDPs targeted for assistance, than out-of-camp IDPs and returnees targeted for assistance.²¹ The reasons for this are multifaceted but include logistics, access and value for money considerations. This is despite the returnee populations in areas of high severity reporting many of the same privations as IDPs: 58 per cent of returnees are unable to meet their basic needs; 48 per cent report resorting to negative coping strategies and 14 per cent report that they have at least one child not attending formal or informal education.²²

Impact on Humanitarian Access

The prolonged nature of Iraq's humanitarian crisis also has negative implications for partners' ability to deliver humanitarian access. As the country transitions from an acute emergency to post-conflict context, bureaucratic impediments have increased, and security actors multiplied. Focus group discussions undertaken with humanitarian partners to quantify the level of access difficulties and types of constraints in areas of operation indicate that approximately 28 per cent of districts in the central and northern governorates have moderate access constraints, while six districts²³ are perceived to be extremely difficult to access. Almost 4.1 million people in need, including 1.3 million IDPs, reside in districts with moderate to high access constraints in the governorates of Al-Anbar, Baghdad, Diyala, Kirkuk, Ninewa and Salah Al-Din.

Humanitarian partners reported various types of access constraints in 93 per cent of districts in northern and central Iraq, with bureaucratic

impediments restricting humanitarian movements and difficulties at checkpoints being the most common constraints reported. This reflects a marked increase in access-related administrative challenges faced by humanitarian actors since the end of 2018, with district- and governorate-level authorities often disregarding the nationally-agreed procedures for obtaining access letters, and civil authorities, as well as military actors, demanding additional approvals and supplementary permissions to be obtained locally, and in some cases, demands for localized reporting, and beneficiary and staff lists. These administrative constraints significantly impact the delivery of humanitarian aid, leading in some instances to lower-than-anticipated rates of service provision. Aside from bureaucratic challenges and security concerns, areas that are difficult to access are generally more expensive for humanitarian actors to operate in. As humanitarian funding gradually decreases and needs exceed capacity to respond, some partners are likely to focus on setting that are easier to access, where they can have a larger impact and meet value-for-money conditions.

Authorization requests vary by actor, location and organization types, including UN agencies and international and national NGOs. The access severity exercise indicates that districts with higher numbers of authorization requests were associated with increased access difficulties for humanitarian organizations. Additionally, districts with authorization demands by specific security actors (not the local government itself), for example, the PMF or ISF, strongly correlated with moderate to high access severity levels; i.e. districts requiring PMF or ISF command authorization requirements were more likely to have high access difficulties. Additionally, partners note that difficult-to-access areas are generally more resource-intensive. These maps present a snapshot of the numbers of various authorization requests required of humanitarian organizations per district.

Evolution of Internally Displaced People

Number of people

YEAR	NO. IDPS	CHILDREN %
2015	3.23 M	N/A
2016	3.03 M	48%
2017	2.62 M	48%
2018	1.80 M	48%
2019	1.42 M	49%
2020	1.10 M	50%
2021	781.86 K	50%

Evolution of Returnees

Number of people

YEAR	NO. RETURNEES	CHILDREN %
2015	468.78 K	N/A
2016	1.37 M	48%
2017	3.22 M	48%
2018	4.17 M	48%
2019	4.45 M	49%
2020	4.68 M	50%
2021	4.91 M	50%

1.3

Scope of Analysis

During the first half of 2019, as in 2018, the post-conflict environment and slow transition to stability remained the distinguishing traits of Iraq’s humanitarian crisis. Population movement patterns were similar to those of 2018, indicating protracted displacement among in-camp and out-of-camp IDPs and a very slow rate of returns. As in 2018, the 2019 Periodic Monitoring Review found that humanitarian partners had limited reach of targeted out-of-camp IDPs and returnees, and that even within some camps, there were pronounced service gaps below the minimum standards.

Refugees, largely from Syria, remain a vulnerable category of people with ongoing presence in Iraq. Their needs continue to be assessed and addressed in the Regional Refugee and Resilience Plan 2019-2020 (3RP) and are not included in this assessment and analysis of humanitarian needs of Iraqis in Iraq.

Given the comparable operating environment, the 2019 multi-sector needs assessments were planned in similar locations and for the same population groups as those assessed in the previous cycle. Data collection was therefore done at national-level with the following reach:

- Of a total 101 districts, the Multi-Cluster Needs Assessment round VII (MCNA VII) covered 63 districts with at least 200 IDP and/or returnee households. A total of 13,086 households (78,516 people) were interviewed to understand prevalence and severity of multi-sectoral needs. Of these, 3,209 households resided in camps and the remaining 9,877 households resided in an out-of-camp setting, including areas of return. Barriers to humanitarian access, including assessment authorizations, limited the data collection in Al-Baaj District in Ninewa Governorate and Al-Daur District in Salah Al-Din Governorate.

Scope of Analysis Matrix

Population Groups

	IDPs in-camp	IDPs out-of-camp	Returnees
Al-Anbar	Yes	Yes	Yes
Al-Basrah	No	Yes	No
Al-Muthanna	No	No	No
Al-Najaf	No	Yes	No
Al-Qadissiya	No	Yes	No
Al-Sulaymaniyah	Yes	Yes	No
Babil	No	Yes	No
Baghdad	Yes	Yes	Yes
Diyala	Yes	Yes	Yes
Duhok	Yes	Yes	No
Erbil	Yes	Yes	Yes
Kerbala	Yes	Yes	No
Kirkuk	Yes	Yes	Yes
Maysan	No	Yes	No
Ninewa	Yes	Yes	Yes
Salah Al-Din	Yes	Yes	Yes
Thi Qar	No	Yes	No
Wassit	No	Yes	No

Source: MCNA VII

- The Integrated Location Assessment round IV (ILA IV) covered 3,645 locations in all 18 governorates with at least five IDP or returnee households.²⁴ The assessment focused on determining the status of services in out-of-camp locations through key informants. The assessment reached 94 per cent of all IDPs outside of camp (1,030,194 IDP individuals) and 99 per cent of all returnees (4,272,132 individuals).
- The Return Index round 4 collected data in 1,564 return locations in 38 districts in 8 governorates, reaching a total of 4,210,734 returnees (701,789 families). The assessments focused on identifying severity of conditions in areas of return.²⁵

Beginning in August 2019, a wave of government-initiated security screenings, camp closures and consolidations, in several instances using forced or coercive measures, led to new population movements, with significant reductions in particularly of the in-camp populations in Ninewa, and subsequent increases in out-of-camp displaced populations and returnees. The forced and coerced relocations of IDPs in Ninewa camps who originate from governorates other than Ninewa also played a key role in this. The campaign triggered several thousand IDPs from Salah Al-Din, Al-Anbar and Kirkuk to leave the camps out of fear of being caught in security screening or stigmatization.

Taking place largely in the second half of 2019, these significant population movements catalyzed new needs which arose after the needs assessments outlined above had been conducted. During the analysis stage, humanitarian partners referred to the regularly updated DTM Emergency Tracking mechanism and the most current CCCM Camp Master List and Population Flow to inform projections and generate planning assumptions.

Guided by the 2019 Iraq Assessment Strategy and 2019 HNO lessons

learnt piece, an analysis framework was developed to inform planning of the assessments and guide the joint analysis process. The framework guided the selection of inter-sectoral needs analysis indicators used to identify the consequences of ongoing stresses and shocks on the well-being and living standards of affected people and to better understand their resilience and recovery capacity.

During the joint analysis, IDPs in- and out-of-camps and the most vulnerable returnees emerged as prioritized among all affected population groups. Geographically, data collection (sampling) and analysis was done at district level which allowed maintaining household-level data collection. Thematically, in addition to identification of sector-specific needs including camp coordination and camp management, education, food security, health care, livelihoods, protection, SNFI and WASH), the humanitarian community increased analysis of cross-cutting issues including AAP, returns intentions, coping strategies and durable solutions to better understand how certain individual and household characteristics increase vulnerabilities, such as for female-headed households, people with limited income, or people with disabilities who face barriers). The Washington Group Questions short-set was incorporated in the MCNA, supporting more robust analysis of disability in Iraq.

Assessment results confirmed the trends observed in the first half of 2019 and seem to indicate similar trends for 2020, consistently low intentions to return for in-camp IDPs,²⁶ an increasing number of out-of-camp IDPs in new and protracted displacement,²⁷ and a stagnant pace of return.²⁸ Important to note that people's current intentions and behaviors are likely to be influenced by the camp closure and consolidation process initiated in August and September by authorities.



SALAH AL-DIN, IRAQ

Children crossing the street in Tooz Khurmato, Salah Al-Din, which experienced major housing and infrastructure damage and displacement during the conflict, © G Petropoulos, OCHA

1.4

Humanitarian Consequences

Although declared military operations against ISIL ended in December 2017, the effects of the armed conflict continue to impact the physical and mental well-being, living standards, and resilience and recovery of Iraqis, while exposing them to protection threats. Existing vulnerabilities, diminished coping capacities and delays in revival of government services have left an estimated 4.1 million people in need of some form of humanitarian assistance in Iraq.

The scope and nature of years of conflict have affected population groups differently, with some at greater risk than others. As the reconstruction of vital infrastructure and the re-establishment of essential services continue to face delays, vulnerable IDPs and returnees continue to rely on humanitarian assistance, and often also

resort to negative coping mechanisms, for livelihoods opportunities, access to services such as education, health care, and water, and sanitation, and to meet their basic needs such as food and shelter. Many people face difficulties and barriers in accessing humanitarian assistance. Among them, people with disabilities²⁹ are often unable to access both mainstream and specialized services. Costs of services, and inaccessible environment and distance to services were cited as the top factors hindering access to services by people with disability.³⁰ Significantly, health care costs for households with a member with one or more disabilities are twice as high as those without a member with disability.³¹

Critical problems related to physical and mental wellbeing

PEOPLE IN ACUTE NEED

1.46 M

TREND (2015-2020)



WOMEN

27%

CHILDREN

46%

WITH DISABILITY

15%

Approximately 370,000 IDPs in formal camps, 350,000 IDPs in out-of-camp locations and 926,000 returnees are facing critical problems related to physical and mental well-being.

Exposure to violence and explosive ordnance resulted in many people sustaining physical and psychological injuries. Approximately 370,000 IDPs in formal camps, 350,000 IDPs in out-of-camp locations and 926,000 returnees face critical problems related to physical and mental well-being. Besides physical trauma, survivors of sexual violence report that they require specialized assistance. An estimated 419,468 individuals have been identified as displaying signs of psychosocial distress. With limited access to services, the risk of unaddressed injuries and impairments becoming permanent is of significant concern.

In addition, households with a member with a disability reported lower net income. Lower net income and higher expenditure combined result in affected households being left with less disposable income for basic needs such as food and shelter. The situation is compounded where the head of household is living with a disability and faces barriers to engage in livelihood activities.

The use of negative coping mechanisms and the risk of exploitation remains high among vulnerable populations unable to meet their basic needs. Individuals in protracted displacement, who often have no access to livelihood opportunities, have resorted to negative coping mechanisms, including child labour, child marriage, and sexual exploitation. Women, primarily female-headed households, and adolescent boys and girls are particularly affected.

Some vulnerable populations are additionally contaminated by explosive ordnance: about 3,400 square kilometers within Iraq is still contaminated, hindering free movement in pursuit of daily livelihood activities.

Displaced populations continue living in critical shelter as protracted displacement continues. Intention survey results show that IDP households' intentions to return are low both in the short and the long-term, suggesting that IDP caseloads are overall unlikely to change through early to mid-2020, despite some moving from camps to out-of-camp locations. About 89 per cent of IDPs in-camps and 90 per cent IDPs in out-of-camp locations indicate having no intention to return to areas of origin in the next three months while 67 per cent of in-camp IDPs and 74 per cent of out-of-camp IDPs express no intention to return in the next 12 months.³²

Among them, there are IDPs who as a result of the recent camp closures returned prematurely or are in secondary displacement and are now extremely vulnerable. There are 700,000 people living in critical shelters across Iraq including: 370,025 IDPs in camps, 159,602 out-of-camp IDPs, and 163,182 returnees.³³ Their living conditions, primarily in emergency tents or unfinished abandoned, non-residential or other substandard buildings are particularly concerning because of the exposure to harsh weather, unsafe living conditions, cost and threat of eviction,³⁴ which could lead to health and protection risks. Households living in critical shelter are 23 per cent more likely to engage in negative coping strategies than those living in standard shelter.³⁵

Most vulnerable groups

Thousands of people

POPULATION GROUP	AFFECTED PEOPLE	OF WHICH PEOPLE IN NEED	ACUTE PEOPLE IN NEED	DISTRICT COVERED	DISTRICT NOT-COVERED
IDPs In Camp	370.03 K	370.03 K	186.82 K	19	4
IDPs Out-Of-Camp	869.86 K	868.06 K	351.03 K	57	43
Returnee	2.59 M	2.58 M	926.17 K	30	5

Critical problems related to living standards

PEOPLE IN ACUTE NEED

1.53 M

TREND (2015-2020)



WOMEN

27%

CHILDREN

46%

WITH DISABILITY

15%

An estimated 370,000 IDPs in formal camps, 343,000 IDPs in out-of-camp locations and 980,000 returnees cannot attain a minimum level of living standards.

Although Iraq continues to transition from post-conflict to recovery, affected populations continue to face problems limiting their ability to attain minimum levels of living standards. In both displacement sites and return areas, destroyed infrastructure and lack of reconstruction efforts have left affected populations lacking access to adequate and quality WASH, education and health services. As many as 46 per cent of households in camps, 36 per cent out of camps and 21 per cent of returnee households are unable to access enough water for domestic use.

Approximately 18 per cent of IDP children in camps continue to face challenges in accessing both formal and non-formal education, 13 per cent of out-of-camp IDP children have little to no access to education.³⁶ Limited access to education is one of the factors increasing children's exposure to risk, including physical and sexual violence.

While displaced and returnee populations report having some access to functional health facilities, the cost of obtaining medicine was highlighted as the biggest barrier to accessing health services. Families with individuals who suffer from chronic illnesses require a continuous supply of specific medicines that are not readily supplied

by the Directorate of Health. In addition, this population group may require specialized services in secondary hospitals, many of which were damaged during the conflict and need rehabilitation.

For the second consecutive year, affected populations have mentioned access to livelihood options as an important factor for reducing dependency on humanitarian assistance and achieving self-reliance. Protracted displacement coupled with limited availability of livelihood opportunities has left populations dependent entirely on humanitarian assistance for their daily needs. On average, a higher proportion of female-headed households in IDP camps reported a monthly income from employment and pension less than 480,000 IQD (equivalent to approximately US \$400).³⁷

IDPs in out-of-camp locations are particularly dependent on access to employment income as many of them do not have access to assistance. In Iraq, unemployment affects the ability of individuals to pursue normal independent lives and avoid the use of negative coping strategies. The population groups most in need of income support include: acutely vulnerable female-headed IDP households in camps, and marginalized returnee youth and returnee female-headed households in areas of origin, and host communities.³⁸

Most vulnerable groups

Thousands of people

POPULATION GROUP	AFFECTED PEOPLE	OF WHICH PEOPLE IN NEED	ACUTE PEOPLE IN NEED	DISTRICT COVERED	DISTRICT NOT-COVERED
IDPs In Camp	367.77 K	288.46 K	153.16 K	19	4
IDPs Out-Of-Camp	1.17 M	805.67 K	343.47 K	57	43
Returnee	4.09 M	2.73 M	1.04 M	30	5

Critical problems related to resilience and recovery

PEOPLE IN ACUTE NEED

2.43 M

TREND (2015-2020)



WOMEN

27%

CHILDREN

46%

WITH DISABILITY

15%

Approximately 370,000 IDPs in formal camps, 537,000 IDPs in out-of-camp locations and 1,750,000 returnees face critical problems related to resilience and recovery.

Continued displacement, and delays in resumption of normal social services in areas of displacement and areas of return with high severity, hinders the ability of the affected population to build their resilience and recover from the effects of the conflict.

Approximately 76 per cent of IDPs in-camps and 65 per cent out-of-camp IDPs reported not being able to meet basic needs.³⁹ To counter this, vulnerable populations are increasingly accruing debt in order to meet basic needs. Higher proportions of IDPs out-of-camps are borrowing money to meet their daily needs, which reduces their resilience and recovery options. Lack of employment opportunities compounds the situation as vulnerable populations are left with limited choices.

Addressing the protection concerns of Iraq’s vulnerable IDPs and returnees remains a primary focus for humanitarian actors in 2020. Protection threats continue to interfere with the attainment of physical and mental well-being, the enjoyment of minimum living standards, and the ability to demonstrate resilience and recovery.

Vulnerable groups, including people with perceived affiliation to extremists, are among the highest in need and at-risk of rights violations

and discrimination. People living with disabilities are also at high risk.⁴⁰ Gender-based violence in Iraq is widespread and reported both in camps and in out-of-camp settings. Threats can include domestic violence, sexual violence, exploitation and abuse (including by security actors and humanitarians), forced marriage, including child marriage, and denial of resources to female headed-households with perceived affiliations to extremist groups. Limited economic opportunities and gaps in assistance can lead to negative coping strategies including survival sex.

Displaced populations and returnee populations often report that they are missing core civil documentation. Living standards are severely affected by missing documentation as individuals cannot exercise their full basic rights. Without civil documentation, populations cannot access basic services or HLP rights, and children without documentation are denied access to education in various parts of the country. Populations without documentation are also subjected to movement restrictions. These factors combined hinder the populations’ ability to generate income. Additionally, lack of civil documentation is also a barrier to accessing government programmes of assistance such as access to the public distribution system (PDS).⁴¹

Most vulnerable groups

Thousands of people

POPULATION GROUP	AFFECTED PEOPLE	OF WHICH PEOPLE IN NEED	ACUTE PEOPLE IN NEED	DISTRICT COVERED	DISTRICT NOT-COVERED
IDPs In-Camp	370.03 K	370.03 K	151.40 K	19	4
IDPs Out-Of-Camp	873.11 K	830.11 K	537.15 K	57	43
Returnee	2.81 M	2.43 M	1.75 M	30	5

Vulnerable groups, including people with perceived affiliation to extremists are among the most in-need and at-risk of rights violations. This is exacerbated by the continuous breach of the civilian and humanitarian character of camps through the presence of armed actors, arbitrary arrest and detention, recorded incidents of gender-based violence, and general mistreatment of IDPs. Families with perceived affiliations to extremists are often subject to discriminatory practices in the provision of and access to humanitarian assistance. Within camps, they can be isolated and segregated, subjected to movement restrictions, harassment, denied access to humanitarian aid, and victimized by sexual violence and exploitation. Children with perceived affiliation are at heightened risk of abandonment, separation and arbitrary detention. For women and children with perceived affiliations who live outside of camps, these negative impacts are compounded dramatically.⁴²

Lack of secure tenancy is among the key reasons preventing IDPs from returning to their areas of origin. Forced and coerced movements from camps and informal settlements, particularly in Ninewa, Salah Al-Din, Al-Anbar, Kirkuk and Diyala governorates, has rendered some populations vulnerable to secondary displacement.⁴³ Access to compensation for damaged private property is extremely challenging, with the overwhelming majority of the people who have damaged homes are unable to access the compensation to help them rebuild.⁴⁴ Women are at particular disadvantage as they are rarely acknowledged as property owners.⁴⁵ Individuals in protracted displacement, who often have no access to livelihoods opportunities, have resorted to negative coping mechanisms, including child labour, and child marriage,⁴⁶ and as a result are more vulnerable to physical and sexual exploitation. Women, mainly female-headed households, and adolescent boys and girls, are particularly affected.⁴⁷

Contextual factors and risks

Markets and purchasing power: While people facing restrictions on their freedom of movement are less able to access functioning markets, more than 85 per cent of IDP and returnee households report having access to a market within their vicinity.⁴⁸ Challenges arise with the availability of cash to buy essential goods, as many report having a monthly income of less than the threshold of established to meet basic needs (480,000 IQD, or \$400).

Therefore, cash and voucher assistance are important modalities for meeting immediate and basic needs for many households. As an assistance modality, it empowers the affected populations with the flexibility of choice to prioritize their spending according to self-identified basic needs, providing the ability to meet needs across multiple sectors via a single resource transfer. Household eligibility will depend on the level of predicted consumption, generated with the Socio-Economic Vulnerability Assessment Tool (SEVAT) and the value of the transfer to be determined by the Survival Minimum Expenditure Basket (SMEB).

Services: Many health and educational facilities were destroyed during the conflict. A World Bank assessment found that 13 of the 16 assessed cities in Iraq⁴⁹ had half of their health facilities destroyed. In the education sector, damaged infrastructure has adversely affected service delivery, which is impacted due to lack of qualified personnel, additional classroom space and equipment. Total reconstruction and recovery needs in the education sector are estimated at \$4.6 billion for the seven governorates most heavily affected by the conflict.

Parallel to reconstruction efforts is the need to restore interim and long-term teaching and learning services. This includes the provision of school equipment, textbooks, teaching and learning materials, opportunities for teachers’ professional development, and overall sector support to ensure day-to-day functioning of services.⁵⁰

Most vulnerable groups

Thousands of people

POPULATION GROUP	AFFECTED PEOPLE	OF WHICH PEOPLE IN NEED/	ACUTE PEOPLE IN NEED	BY GENDER WOMEN/MEN(%)	BY AGE CHILDREN/ ADULTS/ ELDERLY (%)
Internally displaced people	1.54 M	1.29 M	625.76 K	50 / 50	49 / 47 / 4
Returnees	4.09 M	2.85 M	1.18 M	48 / 52	44 / 52 / 4
Persons with disability	231.59 K	193.02 K	93.86 K	49 / 51	46 / 50 / 4
Children under 18	1.88 M	1.31 M	543.55 K	50 / 50	100 / 0 / 0

Social Protection Mechanisms and Employment: Significant portions of the Iraqi population fall outside the coverage of both permanent and temporary social protection schemes, including many of the most vulnerable. Access to relevant social protection networks remains particularly challenging for both displaced people and returnees. When registration is open⁵¹, obstacles for people include a lack of necessary civil documentation for enrollment in social programmes, inadequate assessment capacity of the authorities and complicated registration procedures.

Lack of employment coupled with low coverage of social protection compounds the vulnerability of the affected populations. According to the World Bank DNA report, approximately 27 per cent of IDPs are unemployed, and within that group, the most vulnerable are women and children, 49 per cent of whom are less than 18 years old.

People with disabilities and their caregivers face a range of challenges in accessing some of the free services that they are entitled to (e.g. free physical rehabilitation and free assistive devices) and monthly payments respectively; among them costly, difficult and sometimes dangerous trips to urban centres, lack of information or complications with the registration system. Opportunities for meaningful employment are few for people with disabilities. Lack of livelihood options becomes a challenge to self-reliance. Affected populations have indicated that for them to achieve self-reliance most important needs to be met are incomes or cash assistance.⁵²

Complaints and Feedback Mechanisms: The Iraq Information Centre (IIC), the Communication with Communities/Accountability to Affected Populations Working Group (CwC/AAP WG), the PSEA network and various sector-specific accountability procedures (including camp committees) provide avenues for affected populations to inform programming. Despite the availability and promotion of these mechanisms, affected populations report feeling insufficiently consulted.

Notably, a large majority of surveyed populations in six governorates indicated that they were not aware of the IIC, despite sustained promotional campaigns.⁵³ Affected populations also feel that they receive insufficient information on available services. The number of people feeling insufficiently informed was higher among people living in out-of-camp locations (from 39 per cent in private settings to 74 per cent in unfinished buildings) versus 17 per cent for in-camp populations.⁵⁴ Only 38 per cent of IDP households in camps and 18 per cent of IDP households out-of-camp reporting being able to sufficiently participate in decision making. Simultaneously, satisfaction with aid received remains low amongst IDP households in camps, (33 per cent) of IDP households in camps, IDP households out-of-camps (30 per cent), and returnee households (13 per cent) not satisfied.⁵⁵

1.5 Severity of Needs

HUMANITARIAN PROFILE

6.13M

PEOPLE AFFECTED

92%

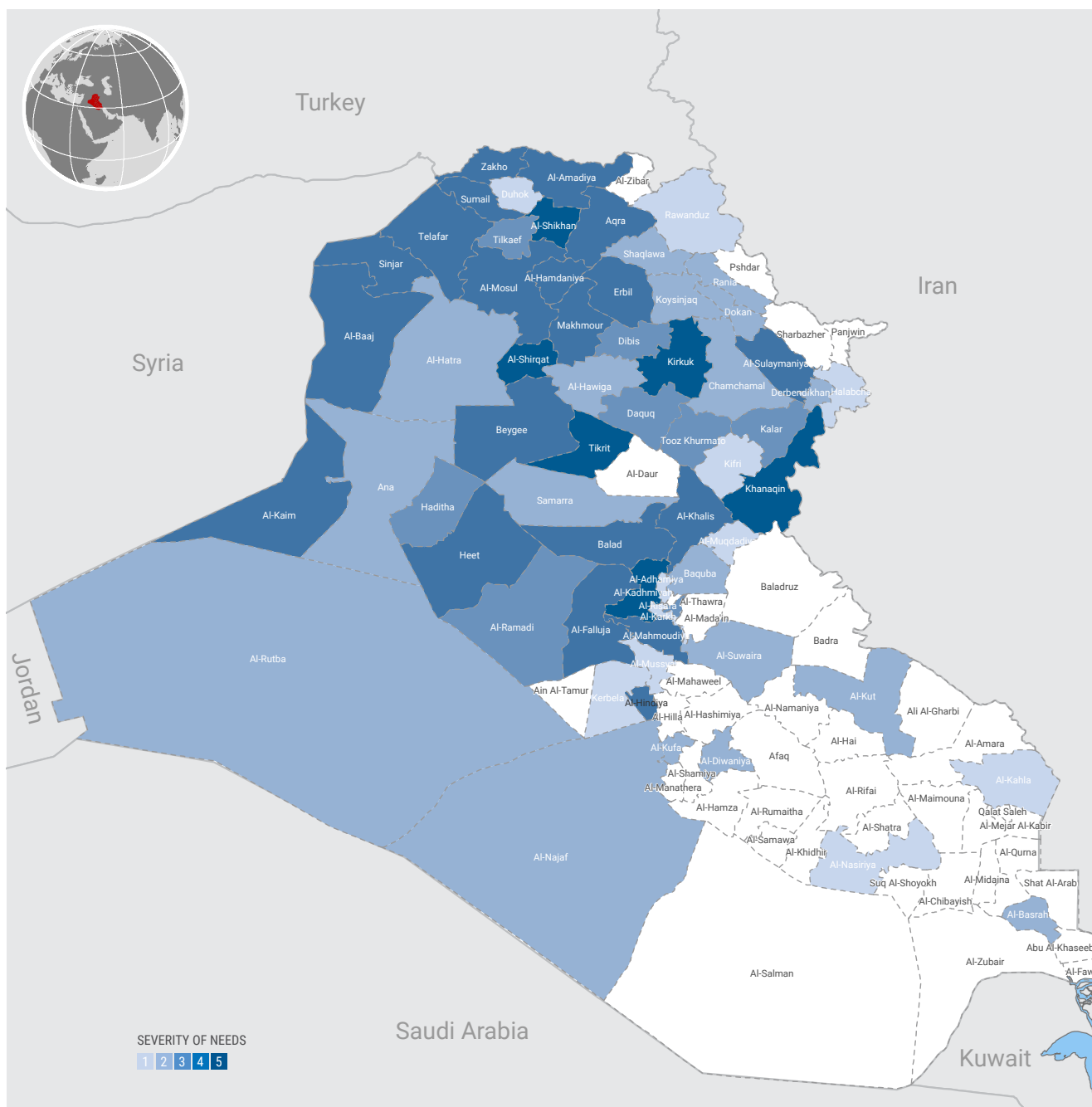
PEOPLE IN NEED

67%

PEOPLE IN ACUTE NEED

29%

Intersectoral severity of needs



The designations employed and the presentation of material in the report do not imply the expression of any opinion whatsoever on the part of the Secretariat of the United Nations concerning the legal status of any country, territory, city or area or of its authorities, or concerning the delimitation of its frontiers or boundaries.

Of the 4.1 million people estimated to need humanitarian assistance, nearly half have needs that meet extreme and catastrophic thresholds⁵⁶ (acute severity) as a result of experiencing partial or full collapse of living standards and access to basic goods and services, reliance on negative coping strategies, loss of livelihoods assets, and widespread physical and mental harm.

For the current humanitarian programme cycle (HPC), the severity of needs is established at district level along three humanitarian consequences (well-being, living standards, and recovery and resilience). Specific protection risks and vulnerabilities are captured under each of these dimensions. A coefficient was derived for each assessed district based on the percentages of people found to be in acute need in each of the consequences. The higher the coefficient of the district, the more severe, time-critical and compounded are the needs in the district.

Overall, the most severe and compounded needs continue to be found in governorates that witnessed direct conflict such as Al-Anbar, Ninewa, Kirkuk and Salah Al-Din, and in governorates that received a large number the displaced such as Duhok. At district level, while Al-Mosul and Telafar in Ninewa Governorate and Al-Fallujah in Al-Anbar Governorate continue to host the highest number of people in acute need,⁵⁷ Al-Shikhan and Sinjar in Ninewa, Al-Shirqat in Salah Al-Din, and Al-Kaim in Al-Anbar present a higher severity of needs across each of three humanitarian consequences analyzed.⁵⁸ In other words, these four districts host people whose well-being, living standards and ultimately resilience and recovery capacity are all severely impacted as a result of unmet needs.

An additional five districts present high severity across two of the three humanitarian consequences analyzed. People in acute need in Al-Hamdaniya and Al-Baaj (Ninewa), Al-Amadiya (Duhok), Tikrit (Salah Al-Din), and Al-Mahmoudiya (Baghdad) report critical problems related to recovery and resilience on top of severe needs related to either their well-being or living standards.

There is a significant, but not complete, cross-over between districts with large caseloads and districts with high severity. Some districts have a relatively small number of people in acute need, but their needs are extremely severe. Al-Baaj is one such case; with notable secondary displacement on arrival and limited functioning services. It is worth noting that partners also report high access constraints here.⁵⁹ Concerted efforts of humanitarian, development and government actors in the districts with the highest severity, particularly where different needs overlap, are required to ensure that the situation will not deteriorate further in 2020.⁶⁰

Among the groups of concern, some 370,000 IDPs⁶¹ in camps continue to have unmet needs with severe consequences on their well-being and living standards. Their situation is aggravated by aid dependency and uncertainty about the future, both of which further reduce their resilience and recovery capacity. People displaced to camps report

a higher reliance on negative coping strategies (80 per cent) when compared to out-of-camp populations (67 per cent) and returnees (48 per cent).⁶² Specifically, negative coping strategies⁶³ are deployed at a level 6 per cent higher in camps than out-of-camp contexts. This contrasts with the previous year, when negative coping strategies were reportedly higher among out-of-camp IDPs.⁶⁴ Increased recourse to negative coping strategies in camps is likely the result of low income, high debt and lack of livelihood opportunities.

A higher proportion of IDP households living in camps, compared to out-of-camp populations, have income-related vulnerabilities.⁶⁵ Protection risks are also more severe in in-camp settings, where the proportion of female-headed households is substantially higher (21 per cent) compared to IDP households living out-of-camp (11 per cent) and returnee households (8 per cent).⁶⁶

Of the total 1.2 million people displaced outside of camps, 78 per cent⁶⁷ have not returned to their homes for more than three years. While some were able to integrate with local communities,⁶⁸ a significant number are struggling to make ends meet in their areas of displacement.

A quarter of those displaced in out-of-camp setting are estimated to have acute needs related to their well-being; similar numbers report acute needs impacting on living standards, while a little more than half a million have medium-to long-term acute needs related to resilience and recovery.⁶⁹

Compared to IDPs living in camps, IDPs out-of-camp do not receive regular assistance from humanitarians or government entities, nor systematic support through development programmes. Nearly two thirds of the out-of-camp⁷⁰ population are at risk of not being able to afford basic needs given that their average monthly income from regular financial sources (employment and pension) is less than 480,000 IQD/month.⁷¹ Income-generating activities and livelihoods are therefore critical for this population group. Yet, some 50 per cent of all out-of-camp IDP households report that all working adults are in unstable employment.

Barriers to much needed employment remain high with the top reported issue being lack of employment opportunities (78 per cent among households with at least one adult looking for employment).⁷² This group is also more likely to report child labour to support the household as one of the main barriers for attending school. Among all population groups, out-of-camp IDPs also report the highest lack of secure tenure (19 per cent). This is not a surprising statistic considering that 16 per cent of all IDPs surveyed reported living in critical shelter.

The number of returnees living in severe or poor conditions increased over a six-month period in 2019. Of the 1,564 assessed return locations in July 2019, 286 presented severe conditions⁷³ impacting 12 per cent of the returnee population. This is an increase of one percent (or 42,000 people) since March 2019, mainly attributable to a deterioration of the return conditions in locations in Falluja in Al-Anbar governorates.⁷⁴ The

most severe conditions⁷⁵ are found in locations that spread over only four governorates: Diyala, Kirkuk, Ninewa and Salah Al-Din. The top five of these locations are all found in Salah Al-Din Governorate, specifically in Tooz Khurmato District, followed by three locations in Al-Muqdadaya in Diyala Governorate and six locations in Sinjar in Ninewa Governorate.⁷⁶

Certain protection risks appear to be more severe for returnees than other population groups, with a notable 61 per cent of returnee households indicating daytime movement restrictions. This is double what out-of-camp IDPs report (30 per cent) and a third more compared to IDPs in camps (47 per cent).⁷⁷ The number of households that report that women in their communities are avoiding certain areas⁷⁸ because they feel unsafe is also highest among returnees (44 per cent compared to 21 per cent of out-of-camp IDPs and 42 per cent of in camp IDPs).⁷⁹

The information needs reported by households can serve as a proxy indicator for the type of critical problems that are important for them. If not addressed, these can lead to increased needs or an increase in the severity of an existing need. Comparing across population groups, IDPs in camps are more interested in information related to safety, security and housing, while IDPs out-of-camp require information on humanitarian assistance and livelihoods. Returnees on the other hand, are more interested in information regarding services, specifically water,

electricity, education, and healthcare.⁸⁰

A detailed breakdown of acute PIN and acute severity by consequence, by population group and by district are available in the HNO Iraq PIN dataset which will be posted on HDX.

The enhanced analysis for the 2020 cycle and a more careful harmonization of the existing datasets has allowed partners to better differentiate populations where the severity of physical and mental well-being problems exceeds emergency thresholds. It has also enabled the humanitarian community to build a bridge towards development actors by setting apart with some degree of certainty the populations who have acute transitional needs. The concerted attention of humanitarian, development and government actors to resilience needs, vulnerabilities and coping strategies would significantly help to prevent a deterioration in the humanitarian situation and minimize setbacks in the early recovery, reconstruction and rehabilitation processes.



NINEWA, IRAQ

A formerly displaced woman who had returned to her home in Sinjar tends her chickens, which were provided as part of an IHF-funded food security project, Sinuni, Ninewa, © Wihad Wiess, OCHA

1.6 People in Need

Among the displaced population, approximately 370,000 individuals remain in formal camps across Iraq. For in-camp IDPs, humanitarian assistance continues to be central to maintain a basic standard of living that in turn is needed to guarantee a minimum level of physical and mental well-being.

Nearly a quarter (22 per cent) of all households in-camps report primary reliance on humanitarian aid compared to only 1 per cent among out-of-camp IDPs.⁸¹ Camp populations are also at higher risk given the concentration of female-headed households (21 per cent compared to 11 per cent out-of-camp and 8 per cent among returnees),⁸² of which almost all report low average monthly income.⁸³

Of the total 1.2 million people displaced outside of camps, more than two thirds are in protracted displacement of more than three years.⁸⁴ A quarter (351,000 people) report acute needs related to their physical and mental well-being, an immediate result of one or a combination

of the following critical problems: inability to afford basic needs and living in critical shelters, fear or at risk of eviction,⁸⁵ and women feeling unsafe and avoiding certain areas, including service delivery points.⁸⁶

A similar number (343,000 people) report acute needs regarding their living standards, with the following acting as key determinants of deteriorating living standards: high levels of unemployment; missing critical documentation restricting life choices; lack of access to basic services, including health, water and education facilities and services, and need for basic shelter improvement. Significant and acute resilience and recovery needs caused by extensive period of displacement are also reported by 537,000 IDPs out-of-camp. In the absence of supportive and inclusive environments, certain characteristics such as living with a disability⁸⁷ or chronic disease⁸⁸ increase individual or household need. Negative coping strategies, including child labor,⁸⁹ child marriage and survival sex⁹⁰ further account for deteriorating

well-being, living standards and erosion of resilience of the displaced population.

An estimated 2.8 million returnees continue to form a complex caseload for humanitarians, development actors, relevant government agencies and donors. Many of the returnees are grappling with critical problems related to resilience and recovery that cannot be addressed by humanitarian interventions. Of the total returnees in need, an estimated 1.2 million returnees are reporting acute resilience and recovery needs

ranging from lack of livelihoods and lack of social cohesion to absence of efficient governance in their areas of return to address basic civil matters. Approximately one million returnees experience acute needs impacting their physical and mental well-being, living standards, or both.⁹¹

At the start of 2019, around 120,000 individuals were secondarily displaced either between locations of displacement or following a failed attempt to return to their location of origin.⁹² This group constitutes

People in need by governorate

Millions/thousands of people

GOVERNORATE	HUMANITARIAN PROFILE	AFFECTED PEOPLE		OF WHICH PEOPLE IN NEED	OF WHICH PEOPLE IN ACUTE NEED		PIN VARIATION WITH 2019 (%)
Al-Anbar	1.36 M	1.26 M		926.40 K	309.40 K		-32% ▼
Al-Basrah	7.24 K	3.12 K		3.12 K	2.71 K		-61% ▼
Al-Muthanna	1.10 K	0.00 K		0.00 K	0.00 K		-100% ▼
Al-Najaf	12.04 K	11.41 K		10.38 K	2.01 K		-63% ▼
Al-Qadissiya	5.54 K	3.62 K		3.62 K	0.99 K		-76% ▼
Al-Sulaymaniyah	163.68 K	132.93 K		104.48 K	50.40 K		-46% ▼
Babil	22.32 K	14.12 K		10.11 K	3.99 K		-58% ▼
Baghdad	140.11 K	129.31 K		112.36 K	64.89 K		-45% ▼
Diyala	287.33 K	284.53 K		210.61 K	73.81 K		-34% ▼
Duhok	394.50 K	323.40 K		295.06 K	145.21 K		-39% ▼
Erbil	342.70 K	223.62 K		175.73 K	122.02 K		-64% ▼
Kerbala	21.84 K	13.87 K		13.58 K	5.87 K		-47% ▼
Kirkuk	413.07 K	410.60 K		282.46 K	167.30 K		-37% ▼
Maysan	2.41 K	1.93 K		0.99 K	0.43 K		-67% ▼
Ninewa	2.19 M	2.18 M		1.41 M	574.66 K		-35% ▼
Salah Al-Din	761.29 K	624.73 K		542.13 K	248.34 K		-29% ▼
Thi Qar	3.56 K	24		24	24		-99% ▼
Wassit	8.86 K	6.45 K		5.26 K	2.69 K		-61% ▼
TOTAL	6.13 M	5.62 M		4.10 M	1.77 M		

a very vulnerable caseload with severe needs across all dimensions of their life: physical and mental well-being, living standards and resilience. This figure will likely rise in 2020 if unpredictable population movements continue, catalyzed by government-led camp closures and consolidations. Between August and October 2019, DTM tracked 16,784 households who left camps for non-camp settings. During the same period, 3,803 households moved between camps, while 10,045 households have displaced/returned to non-camp locations.⁹³

BY GENDER WOMEN/MEN(%)	BY AGE CHILDREN/ ADULTS/ OLDER PERSONS (%)	WITH DISABILITY (%)	[REFUGEES]	IDP IN-CAMP	IDP OUT-OF-CAMP	RETURNEES
50 / 50	46 / 50 / 4	15%	1.10 K	2.67 K	10.80 K	296.92 K
50 / 50	46 / 50 / 4	15%	78	0	2.71 K	0
50 / 50	46 / 50 / 4	15%	0	0	0	0
50 / 50	46 / 50 / 4	15%	0.20 K	0	2.01 K	0
50 / 50	46 / 50 / 4	15%	9	0	0.99 K	0
50 / 50	46 / 50 / 4	15%	29.32 K	7.75 K	42.68 K	0
50 / 50	46 / 50 / 4	15%	2	0	3.99 K	0
50 / 50	46 / 50 / 4	15%	0.33 K	0.25 K	16.62 K	49.02 K
50 / 50	46 / 50 / 4	15%	13	1.91 K	21.67 K	50.67 K
50 / 50	46 / 50 / 4	15%	68.69 K	76.57 K	78.33 K	0
50 / 50	46 / 50 / 4	15%	117.24 K	7.52 K	82.68 K	36.76 K
50 / 50	46 / 50 / 4	15%	57	0.27 K	5.60 K	0
50 / 50	46 / 50 / 4	15%	0.50 K	4.90 K	32.63 K	131.51 K
50 / 50	46 / 50 / 4	15%	21	0	0.43 K	0
50 / 50	46 / 50 / 4	15%	11.23 K	92.74 K	84.61 K	410.70 K
50 / 50	46 / 50 / 4	15%	1	2.25 K	40.49 K	206.05 K
50 / 50	46 / 50 / 4	15%	83	0	24	0
50 / 50	46 / 50 / 4	15%	0	0	2.69 K	0
50 / 50	46 / 50 / 4		228.85 K	196.82 K	428.95 K	1.18 M

Part 2

Risk Analysis and Monitoring of Situation and Needs

KIRKUK, IRAQ

Destroyed Building, Al-Hawiga, Kirkuk, © H. Stauffer, OCHA



2.1

Risk Analysis

Iraq's exposure to risk is influenced by a combination of domestic and geopolitical factors. The INFORM Index for Risk Management assesses Iraq to be the eighth most at-risk country globally, categorized at the highest level of risk class (very high)⁹⁴ when considering levels of exposure to hazards, vulnerability and coping capacity. Iraq is prone to natural hazards, notably floods, earthquakes and epidemics. However, human-induced hazards receive a maximum score of 10, including projected conflict risk and current highly violent conflict intensity.^{95 96}

The re-emergence of ISIL and geopolitical threats, coupled with a keen government interest in the activities of humanitarian actors, have led to delays, disruption and abandonment of humanitarian programmes across several governorates, but primarily Ninewa. Lack of social cohesion among traumatized communities and the resultant ostracizing of people with perceived affiliations to extremist groups remains a critical issue for hundreds of thousands of Iraqis who are discriminated against and often face arbitrary detention and collective punishment for perceived crimes or associations.

Humanitarians have assessed that an IDP's ability to sustainably return to their home requires several factors to be aligned, among them the willingness of the community to receive them back. In 2019, IDPs subjected to forced or coerced movement by authorities from IDP camps in Ninewa to Basateen Al Sheuokh camp in Salah Al-Din experienced violent attacks from the local community, ultimately requiring their evacuation to

another site where they have been, in many cases subject to further stigmatization. If such returns are replicated on a larger scale without advance communication to all affected communities, the risk of continued violence and unrest remains acute.

One area of uncertainty for humanitarians in the year ahead will be the pace of closures and consolidations of IDP camps. The humanitarian community in Iraq is broadly supportive of camp closures and consolidations, when performed in line with humanitarian principles, including ensuring voluntary, safe and dignified departures, and when undertaken with the objective of achieving minimum humanitarian standards. Movements of IDPs should also be well-coordinated, with governorate-level authorities and supporting partners having adequate time to plan safe and dignified movements. The stated goal of the Government of Iraq is for IDPs to return home by the end of 2019. However, given the complexity of the current displacement situation, this is unlikely to be met, especially for those families with perceived affiliations.

Lack of civil documentation leads some members of the community to assume that such women have lost their husband, indicating he may have been an ISIL combatant. In the event of natural disaster or further conflict, displaced female-headed households will be among those most exposed to harm and the least able to cope or access support.⁹⁷ Equally, displaced people with disabilities face increased levels of risk and exclusion⁹⁸ due to increased barriers in accessing humanitarian assistance from mainstream services and also meeting some of their specific requirements during humanitarian emergencies.⁹⁹

Nationwide protests starting in October 2019¹⁰⁰ indicate high levels of frustration with the government and the risk of prolonged governmental paralysis would set back current gains in both the broader security environment and the humanitarian response in particular. Oil workers in Iraq's southern provinces joined demonstrations in limited numbers; thus far, it has not affected production or exports, but the organized participation of oil workers – and the increasing willingness of protesters to

target oil sites – may introduce a new threat to the government's main revenue source.¹⁰¹ Political and security risks also jeopardise donors and investors from contributing to development and recovery initiatives, for displaced Iraqis, who indicate that limited opportunities are a barrier to return.¹⁰²

INFORM Index

INFORM RISK

7

HAZARD
& EXPOSURE

8.6

VULNERABILITY

5.9

LACK OF COPING
CAPACITY

6.8

INFORM
INDEX FOR RISK MANAGEMENT

For more information, visit:

www.inform-index.org

Timeline of Events

January - November 2019



Projected Evolution of Needs

As noted in the previous section, Iraq's exposure to risk is very high, with the human-induced hazards receiving a maximum score of ten, including in categories of current conflicts and conflict risk.¹⁰³ Within this context, humanitarian actors in Iraq agree that, in the most-likely scenario, the needs will evolve in line with the following trends:¹⁰⁴

- Numbers of IDPs in-camps are likely to continue to decrease, while numbers of IDPs in some out-of-camp locations is likely to increase as a result. Given the continued returns, the increase in some locations will not be noticeable in the overall figure.
- Returns to areas of origin likely to continue at a slow pace.
- An almost certain decrease in operational capacity of humanitarian actors as more funding is channelled towards recovery;
- Humanitarian access remains challenging.

As such, the humanitarian community in Iraq

expects continued internal displacement, with an increase in protracted displacement, for approximately 1 million people in and out-of-camps, and continued identification of areas of return with high or very high severity of conditions across the four dimensions: livelihoods, services, social cohesion and security.

The assumptions are informed by the needs assessments and the joint analysis process, including context analysis and access analysis; population movement trends and a careful consideration of recent events, including declared positions, behaviours and statements of regional, national and local actors which impact the humanitarian environment.

The IDPs out-of-camp and returnees are projected based on DTM data and use a linear model. The IDPs in-camp population are projected using CCCM data. These projections are to be referenced with due caution given the limitations of linear logic and possibility of unforeseen factors shifting numbers away

from the modelled trajectory.

For instance, the current modelling does not account for the wave of government-initiated camp closures and consolidation that scaled up in August 2019 which led to fast and significant reductions in numbers among in-camp populations in Ninewa, and subsequent increases in out-of-camp displaced populations and returnees. Such actions were carried out with little notice for IDPs and humanitarian partners alike. So too, the lack of predictability or known government planning around the fate of Iraqi citizens in Al-Hol camp in north-eastern Syria, will influence needs on an ad hoc basis.

Projected needs (2020-2021)

DATES	IDPS IN-CAMP	IDPS OUT-OF-CAMP	RETURNEE
Jun-2020	232.16 K	833.83 K	4.58 M
Dec-2020	180.94 K	742.12 K	4.68 M
Jun-2021	173.56 K	604.56 K	4.82 M
Dec-2021	170.54 K	512.86 K	4.91 M

2.2

Monitoring of Situation and Needs

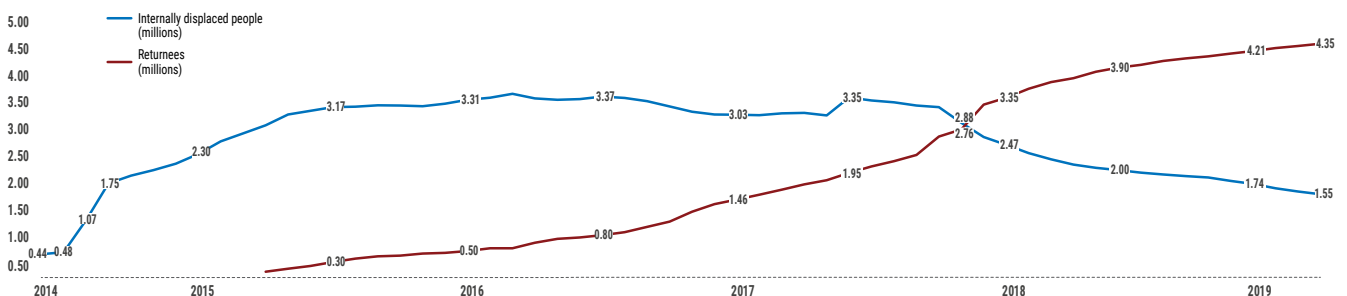
Five years since the beginning of the crisis, humanitarian partners in Iraq have a coherent and systematic method for data collection on some indicators and topics, which are used to inform stakeholders on the humanitarian situation, changing needs, and progress. Considering the post-conflict setting and risks outlined in sections above, specifically the difficulties in rationalizing unpredictable behaviors and their consequences in analytical models, humanitarians in Iraq will continue to use these tools to monitor and adapt to changing situations.

A summary of the indicators and data that will be monitored in 2020 at the inter-sectoral level is included below:

- Monitoring of population movements will continue through IOM's Displacement Tracking Matrix which currently generates Master Lists for IDPs and Returnees every two months. CCCM tools will monitor the situation in camps as well as population numbers, including through a monthly Camp Master List and Population Flow table.
- On monitoring of needs, the population figures above will continue to be complemented by the Return Index, which gathers data on the severity of conditions in locations of return with the same frequency as the DTM Master Lists (every two months); Camp Profiles and Formal Site Monitoring Tools, planned to take place twice in 2020, and Intentions Survey, also planned twice.

- MCNA is now in its seventh reiteration, with round eight expected to take place in 2020. While not strictly a monitoring tool, the MCNA facilitates a deep understanding of the humanitarian situation and evolution of needs since 2015. Furthermore, in support of, and reinforced by the MCNA process, the humanitarian community in Iraq has a more robust understanding of critical indicators to include in jointly-conducted needs assessments. The 20 indicators used to inform the inter-sectoral analysis for the current HNO (see annexes) will be refined and prioritized in monitoring and assessment processes in 2020.
- Among the dynamic tools, IOM-DTM's emergency tracking tools and rapid needs assessments, such as the recent ones conducted by REACH Initiative at the Iraq-Syria border or a version of the 2017-developed inter-sectoral rapid need assessment tool, will be used to gain immediate insight into unexpected situations, such as floods, or other emergencies.
- For increased situational awareness and context analysis, a wide range of data will continue to be monitored and shared through the existing coordination mechanisms.
- At operational level, field monitoring of needs and gaps, including through local partners will continue to be conducted.

Population Movements Over Time



Part 3

Sectoral Analysis

ANBAR, IRAQ

Food distribution to IDPs in HTC Camp, September 2019,
Al-Anbar, Iraq © Munaf Albakri, WFP



3.1 Camp Management and Camp Coordination

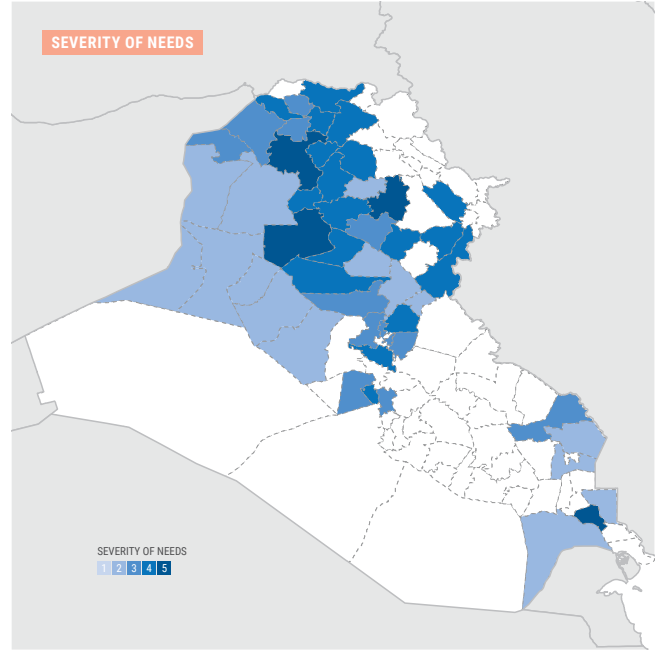
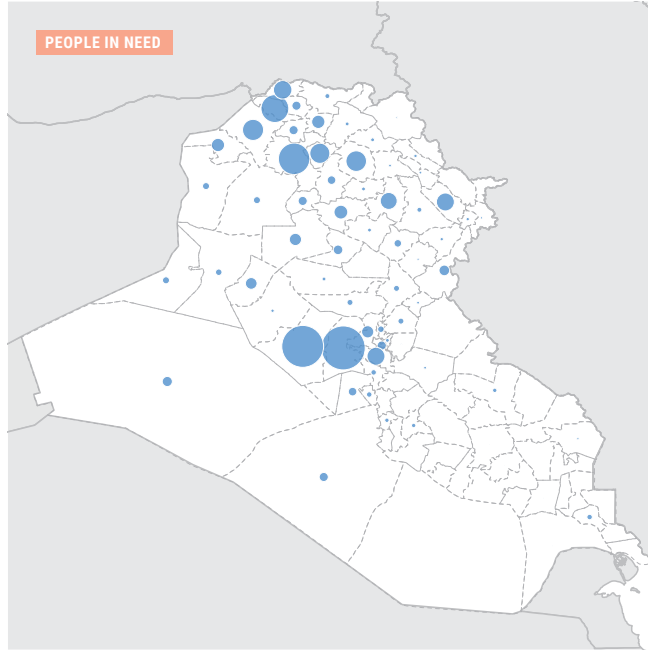
PEOPLE IN NEED

0.77 M

TREND (2018-2020)



SEVERITY OF NEEDS



3.2 Education

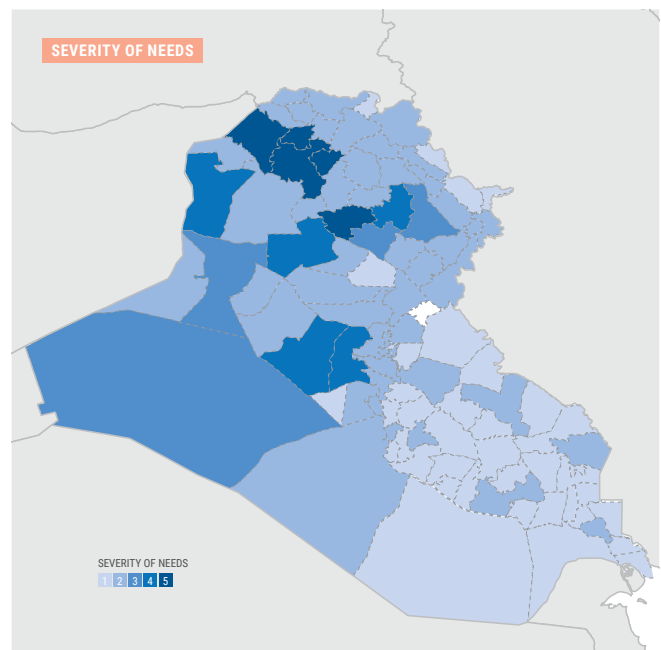
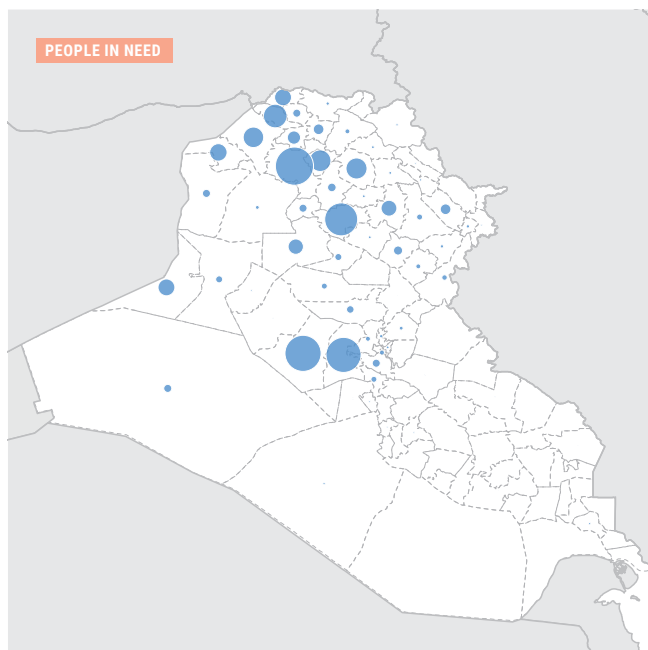
PEOPLE IN NEED

1.22 M

TREND (2018-2020)



SEVERITY OF NEEDS



3.3 Emergency Livelihoods

PEOPLE IN NEED

2.40 M

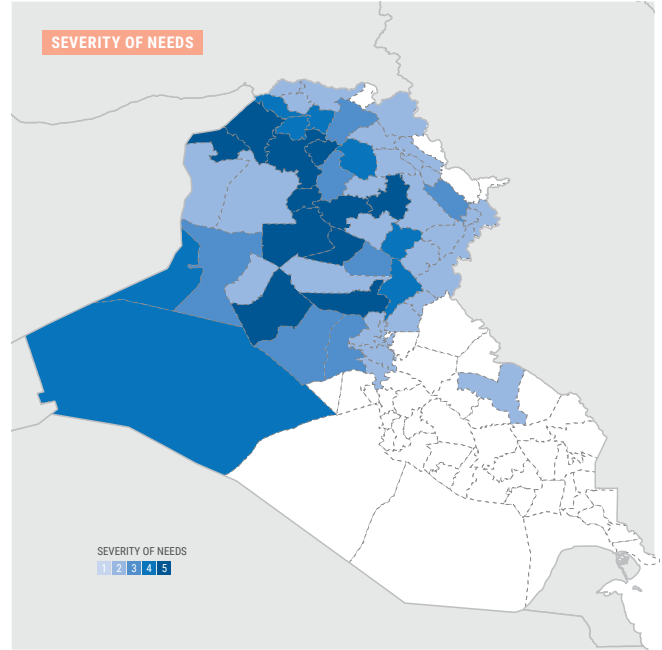
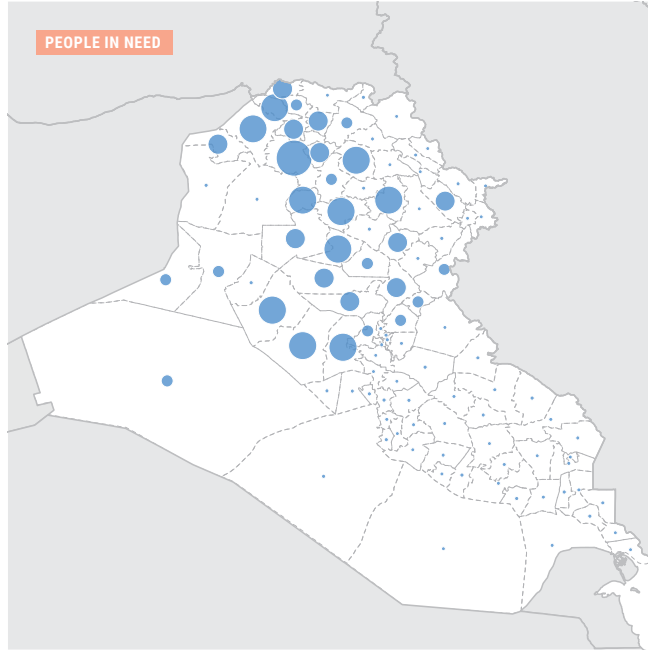
TREND (2018-2020)



SEVERITY OF NEEDS

Severe **65%**
Extreme **15%**

Catastrophic **20%**



3.4 Food Security

PEOPLE IN NEED

0.92 M

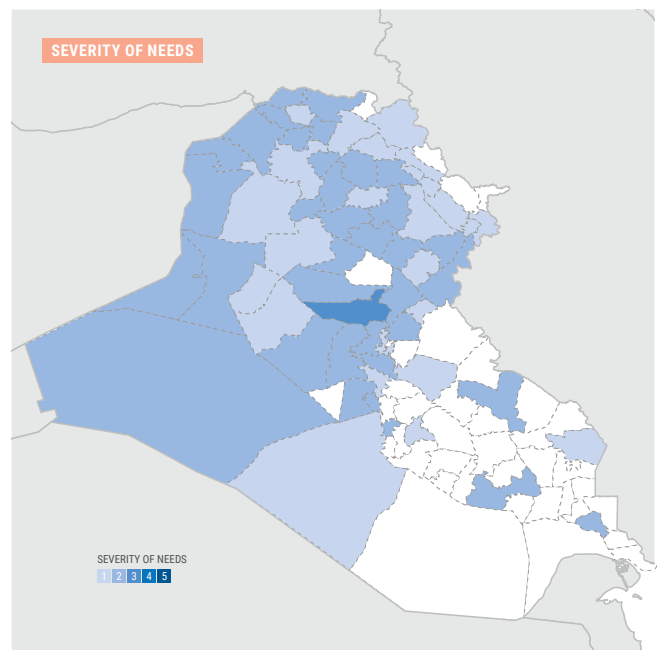
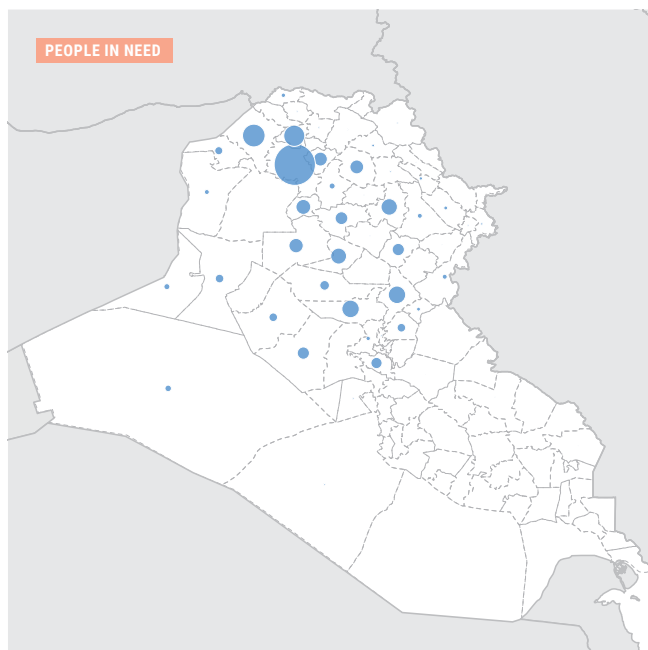
TREND (2018-2020)



SEVERITY OF NEEDS

Severe **44%**
Extreme **8%**

Catastrophic **0%**



3.5 Health

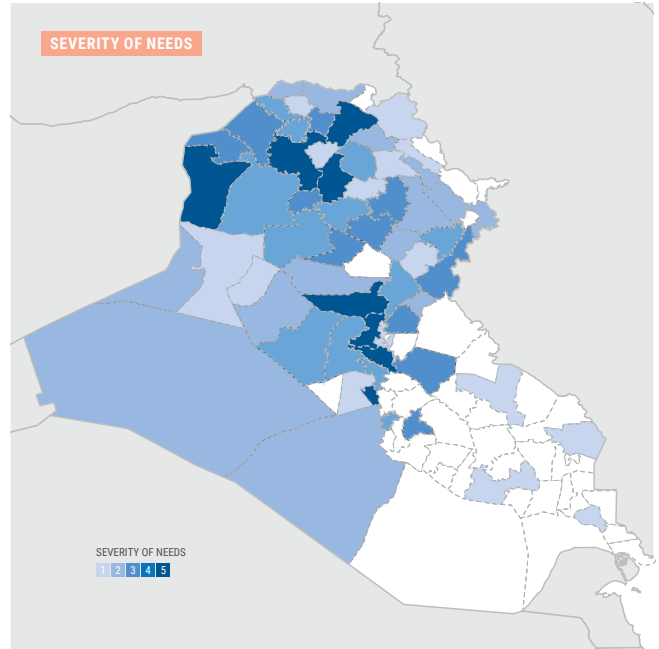
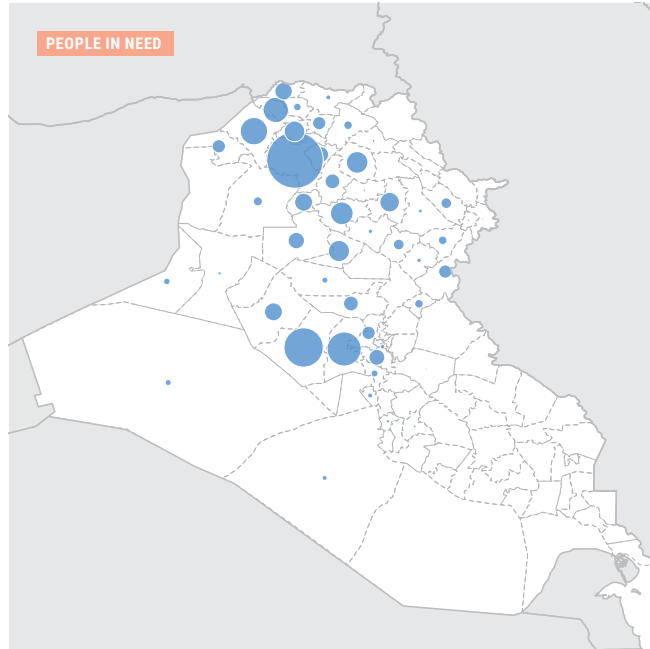
PEOPLE IN NEED

2.80 M

TREND (2018-2020)



SEVERITY OF NEEDS



3.6 General Protection, Mine Action and Housing, Land and Property

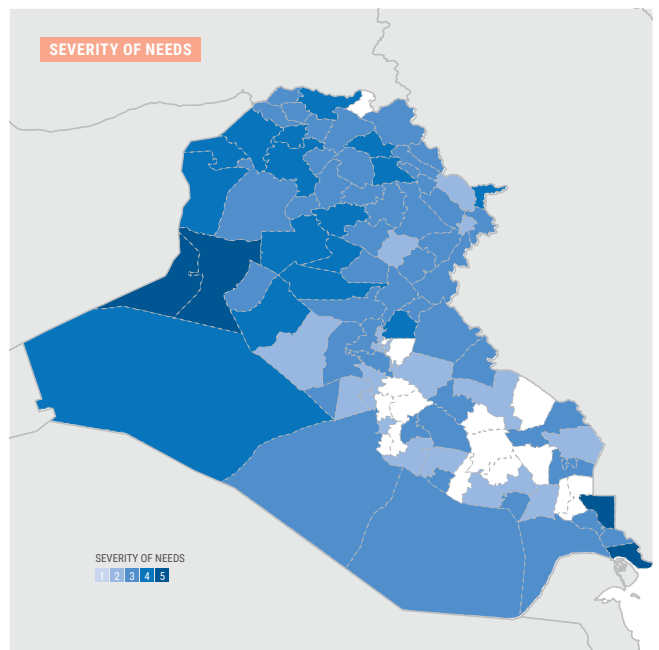
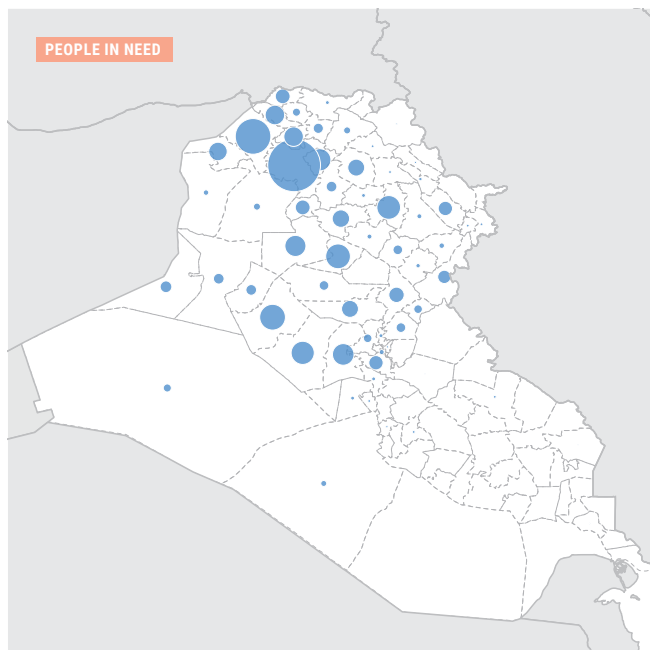
PEOPLE IN NEED

2.92 M

TREND (2018-2020)



SEVERITY OF NEEDS



3.6.1 Child Protection

PEOPLE IN NEED

1.14 M

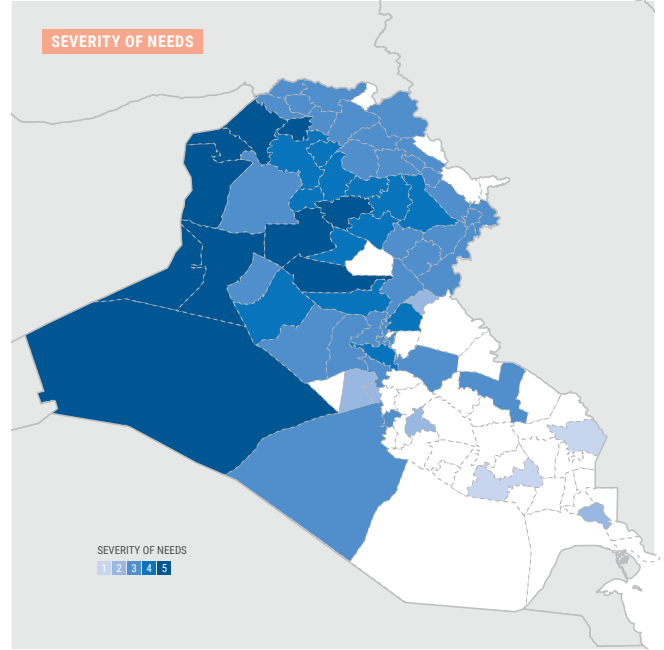
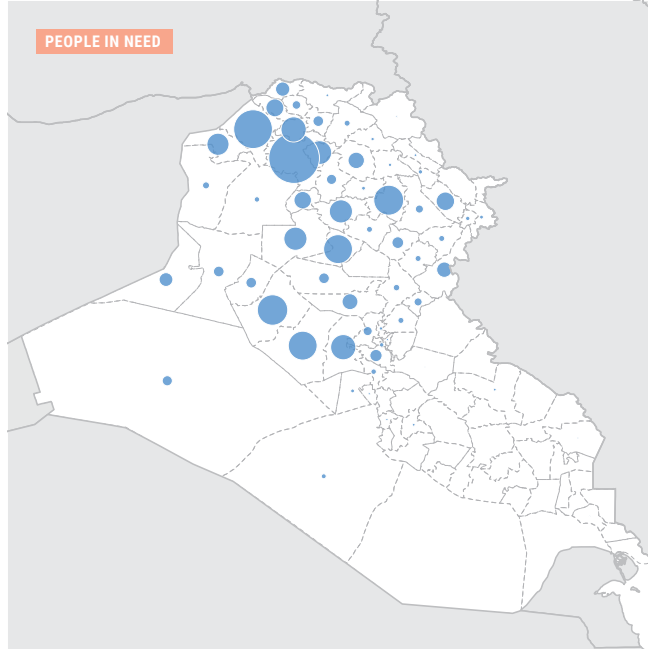
TREND (2018-2020)



SEVERITY OF NEEDS

Severe **53%**
Extreme **17%**

Catastrophic **30%**



3.6.2 Gender-Based Violence

PEOPLE IN NEED

1.28 M

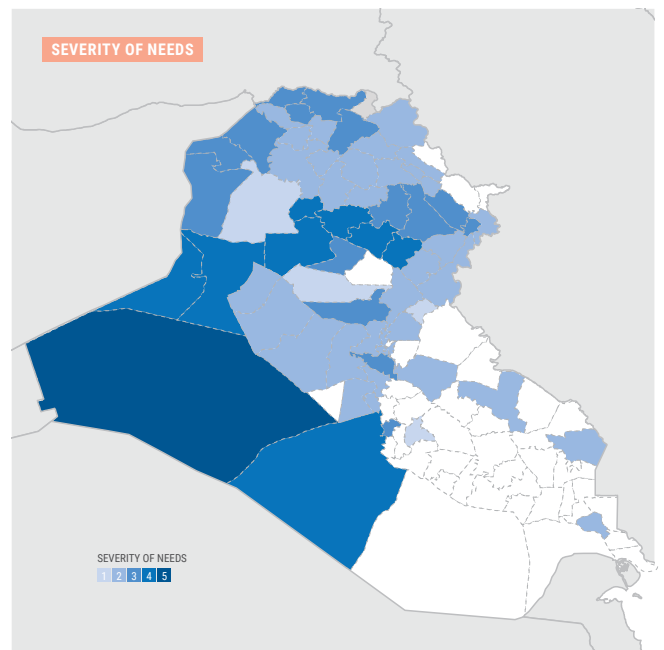
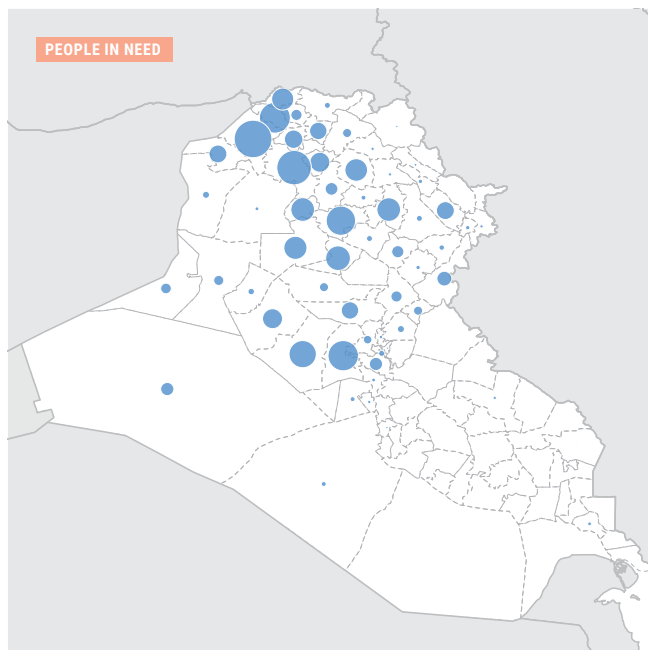
TREND (2018-2020)



SEVERITY OF NEEDS

Severe **48%**
Extreme **29%**

Catastrophic **23%**



3.7 Shelter and Non-Food Items

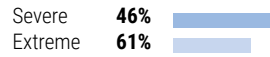
PEOPLE IN NEED

2.40 M

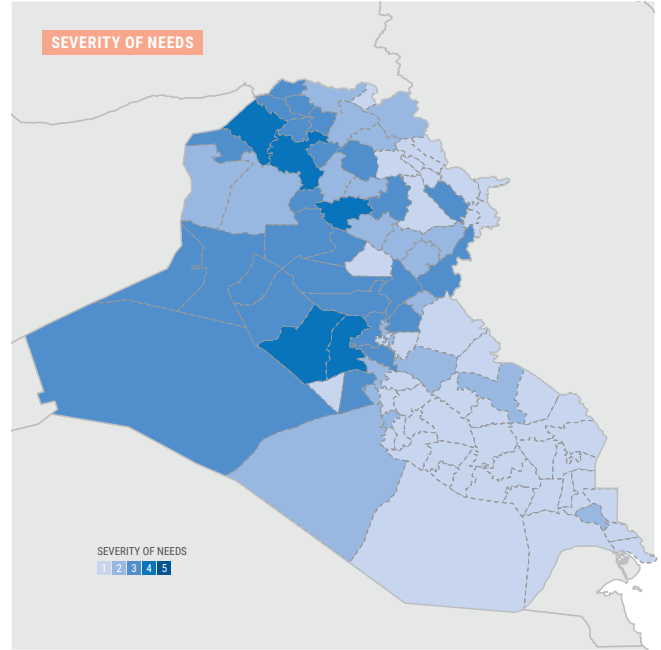
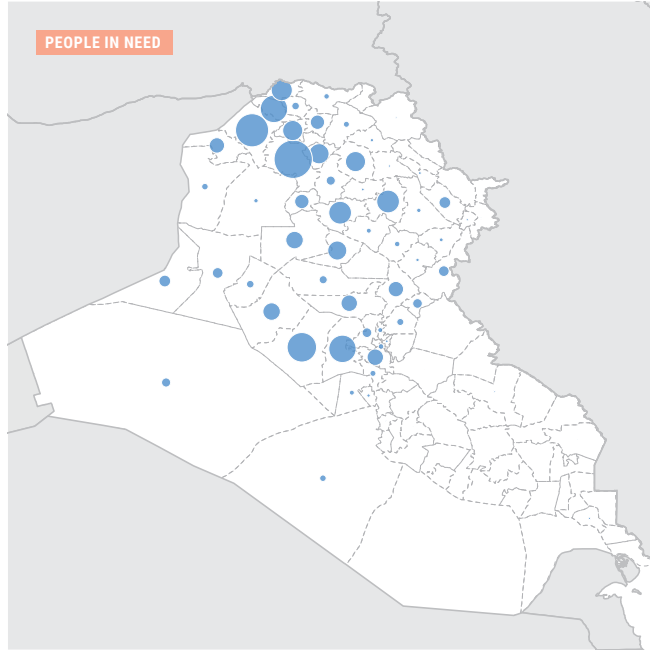
TREND (2018-2020)



SEVERITY OF NEEDS



Catastrophic **0%**



3.8 Water, Sanitation and Hygiene

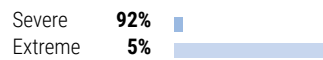
PEOPLE IN NEED

1.85 M

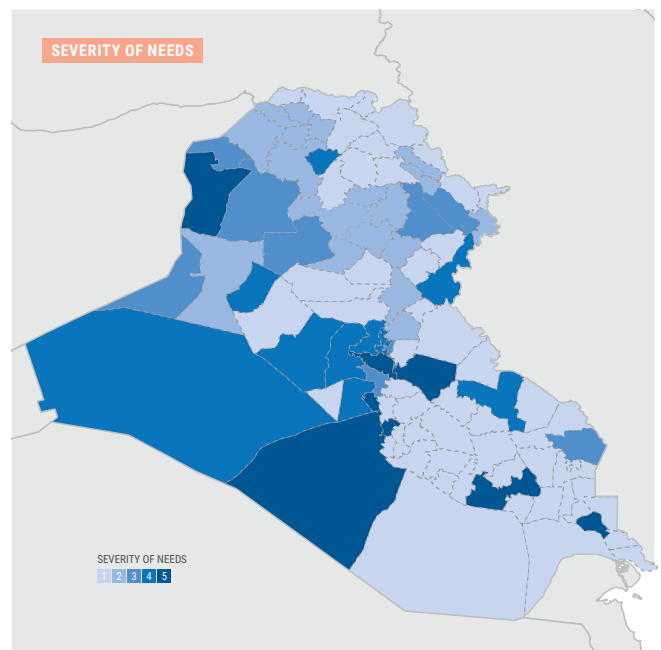
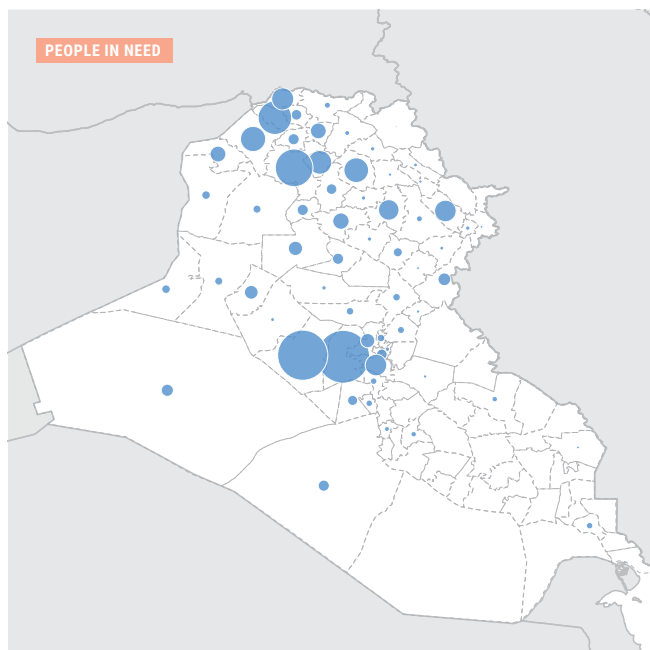
TREND (2018-2020)



SEVERITY OF NEEDS



Catastrophic **3%**



3.1

Camp Management and Camp Coordination



PEOPLE IN NEED

0.77 M

WOMAN

51%

CHILDREN

45%

OLDER PERSONS

5%

WITH DISABILITY

12%

Overview

The number of IDPs residing in camps continued to decline in 2019, while the number of people displaced in informal settlements increased. At 1 September 2019, approximately 377,395 individuals were displaced in 71 formal camps across Iraq.¹⁰⁵ A further 151,992 were displaced in more than 131 informal settlements and collective centres across the country.¹⁰⁶ Iraqi authorities' concerted efforts in 2019 to reduce the number of IDP camps were supported by CCCM partners where they were conducted in a responsible and principled manner. Where there were challenges, humanitarian partners advocated stronger intra-government coordination and adherence to the government-endorsed Principled Returns Framework.

Despite increasing pressure to close formal camps, intentions survey data from July 2019 shows that more than 88 per cent of IDPs living in camps do not intend to return to their areas of origin during the next 12 months.¹⁰⁷ This is reflected by the nationwide rate of return, which slowed to approximately eight per cent during 2019.¹⁰⁸ Between September 2018 and August 2019, approximately 215,286 IDPs returned to their areas of origin.¹⁰⁹ In locations where IDP or returnee numbers are highest in relation to the host community, humanitarian partners continue to see demand for services for both IDPs or returnees, and the host community. These populations will continue to require humanitarian support, including CCCM-related services, to strengthen the effectiveness of multi-sectoral interventions in areas of displacement and return. The objective of these interventions is to improve living conditions, ensure safe access to services, and increase the sustainability of returns.

Affected population

The CCCM Cluster has identified a total of 779,011 people in need. Of this total, approximately 377,395 IDPs live in formal camps that continue to require humanitarian assistance. Approximately 149,064 IDPs are currently located in informal settlements which continue to be severely underserved in relation to humanitarian needs. A further 215,286 returnees¹¹⁰ and 37,266 host community members¹¹¹ have been identified as in need humanitarian assistance due to basic needs not being met in the broader community.

Women and girls, comprising approximately 50 per cent of IDPs in-camps and out-of-camp settings, continue to be particularly vulnerable and in need of assistance due to specific threats to their safety arising from living in crowded conditions. In addition, needs assessments

identified people who were disproportionately affected by their displacement, including people with serious chronic illnesses, people with disabilities, older people, female-headed households, child-headed households, minority groups, IDPs living in public buildings, and IDPs living in poverty.

Analysis of Humanitarian Needs

IDPs in protracted displacement in formal settlements, who are unable or unwilling to return, continue to need support to ensure their physical and mental well-being and dignity are respected, and the risks of harm minimized.

Most IDPs displaced in formal camps (88 per cent) indicate no intention to return in the medium term.¹¹² Inadequate living conditions and service levels below minimum standards persist in many camps due to insufficient investment in improvements,¹¹³ with a corresponding impact on the well-being of camp-based IDPs. The rapid pace of camp closures conducted by Iraqi authorities in the second half of 2019 have placed additional stress on camp populations who continue to face obstacles to return or other durable solutions. Recognizing the protracted nature of displacement and certainty that many IDPs will continue to require camp-based solutions in 2020, CCCM coordination, monitoring, advocacy and maintenance activities will continue to be crucial for ensuring IDP well-being, dignity, and minimum living standards in formal camps into 2020. Furthermore, departure surveys indicate that more than 25 per cent of IDPs departing formal camps during late 2019 became secondarily displaced in out-of-camp settings where many live in critical shelter conditions and are in need of basic services.¹¹⁴

Returnees and IDPs wishing to return to their areas of origin or find other durable solutions to their displacement, require additional support during the transition from displacement. Follow-up with IDPs departing camps and entering secondary displacement indicates that both IDPs and host communities face similar challenges in accessing services in the periods immediately following their movement.¹¹⁵ CCCM interventions to strengthen the predictability and effectiveness of multi-sectoral interventions and ensure minimum living standards will continue to be necessary.

Projected needs (2020-2020)

DATE	PEOPLE IN NEED	OF WHICH: IDPS IN-CAMP	IDPS OUT-OF-CAMP	RETURNEES
Jun. 2020	633.78 K	232.16 K	149.06 K	215.29 K
Dec. 2020	582.56 K	180.94 K	149.06 K	215.29 K

Indicators

#	INDICATORS	CLUSTER	SOURCE
x01	# of HHs in formal settlements (monthly collection from CCCM Partners)	CCCM	Population Flow
x02	% of identified critical service gaps in formal settlements (Bi-annual collection with CCCM/REACH)	Multi-Sector	FSMT, CCCM Camp Profile 2019
x03	# of households in informal settlements (Annual ILA)	Multi-Sector	DTM Round 110
x04	% households in informal sites having identified critical service gaps (Annual ILA/MCNA and RASP)	Multi-Sector	ILA IV, MCNA VII, RASP
x05	# of HHs departing formal settlements (Monthly collection from CCCM Partners)	CCCM	Pop. Flow, Exit Surveys
x06	# of people who returned to Areas of Origin during the past 12 months	CCCM	DTM Round 110

3.2

Education



PEOPLE IN NEED

1.22 M

WOMAN

47%

CHILDREN

100%

OLDER PERSONS

0%

WITH DISABILITY

3%

Overview

Though access to education has improved for conflict-affected children in Iraq since 2015, gaps in access to quality of education remain for the most vulnerable groups of children. In IDP camps, 18 per cent of children (38,579) face major challenges in accessing both formal and non-formal education. For out-of-camp IDPs, 13 per cent of children (74,072) have little to no access to education. Key barriers include insufficient quantity and inadequate training of teachers, shortages of learning materials and large class sizes, resulting in poor education outcomes. The poor condition of school buildings creates school environments which are not conducive to learning, especially in returns areas, where many schools have been damaged or destroyed. Participation in secondary education is particularly low in conflict-affected areas due to limited service provision and economic pressures resulting in low retention rates. The Multiple Indicator Cluster Survey (MICS) 2019 data shows a net attendance rate of just 62 per cent at lower secondary level. For students in attendance, the quality of teaching and learning is inadequate, with 14 per cent of IDP students in-camps passing the grade six threshold exam required to progress to lower secondary school.

Affected population

An estimated 1.2 million¹¹⁶ IDP and returnee children aged 6-17 (including 578,004 girls and 39,000 children with special needs) will need emergency and specialized education services from the government, as well as national and international NGOs in Iraq in 2020. This number is 48 per cent lower than needs identified in 2019 due to a narrowed focus on children requiring primary and secondary education.¹¹⁷

Some 345,000 internally displaced children residing in and out of camps, as well as 815,500 returnee children and 4,200 host community children are particularly vulnerable and in-need of assistance to access education. Assessment findings¹¹⁸ show that the highest numbers of children in need of emergency education services are in specific districts in Ninewa, Al-Anbar, Salah Al-Din, Kirkuk, Al-Sulaymaniyah, Erbil and Duhok.

Analysis of Humanitarian Needs

Children living in protracted displacement in IDP camps need sustained access to quality education to meet the Inter-Agency Network for Education in Emergencies (INEE) Minimum Standards. Though all 345,000 displaced children living in in and out of camps are considered vulnerable and in need of assistance accessing education,

MCNA VII data indicates that the approximately 75,000 children living in camps rely exclusively on humanitarian provision of schooling. Due to low returns intentions among camp-based IDPs, the Education Cluster anticipates that a very vulnerable caseload will remain in the camps or will move to out-of-camp locations. This caseload requires prioritization of assistance in accessing quality education.

Displaced children in out-of-camp locations, as well as vulnerable children in host communities, require stronger linkages with social protection safety nets to ensure access to education. MCNA VII data for IDPs living in out-of-camp locations indicated that costs associated with school attendance was the most frequently reported barrier to access education, with almost half of families in some districts reporting school costs as a barrier for attendance. In 2019, 52 per cent of the requests that the Education Cluster received from the Iraq Information Centre (203 calls), were parents seeking cash assistance for education-related expenses.

Children in returns areas have specific needs in order to make their returns sustainable. Limited access to education in returns areas is likely to lead to secondary displacement. According to the Durable Solutions ILA IV (May-June 2019), access to education was among the top three needs identified by returnees (21 per cent). The most cited issue is the lack of schools (45 per cent) and/or certified teachers (32 per cent).

System-strengthening is key to improving access and quality education for IDPs, returnees and vulnerable host communities. While policies ensuring access to education exist, implementation of these policies falls short of meeting the education needs of children displaced by the conflict. Children who missed one or more years of education have no clear pathways to return to school. Teacher recruitment and deployment policies are poorly implemented, resulting in massive teacher shortages and an overreliance on unqualified volunteer teachers.

Failure to secure access to quality education for different groups of vulnerable children could lead to unintended consequences such as exposure to child labour, child marriage or recruitment into armed groups. Children living with disabilities are even more vulnerable to be denied their right to education. Eventually, lack of access to education will result in a child becoming an adult with greater dependency on others and with limited employability, thus lowering their current and future standard of living.

Projected needs (2020-2021)

DATE	PEOPLE IN NEED	OF WHICH: IDPS IN-CAMP	IDPS OUT-OF-CAMP	RETURNEES
Jun. 2020	1.1 M	167 K	146 K	800 K
Dec. 2020	0.9 M	150 K	101 K	700 K
Jun. 2021	0.8 M	142 K	82 K	600 K
Dec. 2021	0.6 M	138 K	62 K	450 K

Indicators

#	INDICATORS	CLUSTER	SOURCE
x01	% of HH with at least one child (6-17) not attending formal or informal education regularly (at least 3 days a week) [aggregate indicator]	Education	MCNA VII, SDR
x02	% HH with at least one child dropped out after January 2014 [aggregate indicator]	Education	MCNA VII, SDR
x03	barriers to school for school-aged children		
x04	% HH with at least one child unable to attend formal education because of lack of civil documentation	Education	MCNA VII, SDR
x05	% HH with a functional primary and secondary school within 5km [aggregate indicator]	Education	MCNA VII, SDR

3.3

Emergency Livelihoods



PEOPLE IN NEED

2.40 M

WOMAN

50%

CHILDREN

40%

OLDER PERSONS

20%

WITH DISABILITY

5%

Overview

Approximately 2.39 million people in Iraq need Emergency Livelihoods (EL) support in 2020, an increase of approximately 100,000 people from 2019. Limited employment opportunities remain high in areas of return, specifically in Ninewa, Al-Anbar and Salah Al-Din governorates.¹¹⁹ While the situation remains equally severe among IDPs, with almost 24 per cent unemployed or underemployed,¹²⁰ the cluster will focus its support on returnees.

Of the 4.1m people in need, 32 per cent or 1.32 million people are in debt (owing more than 505,000 IQD).¹²¹ Without a fully functioning national social protection scheme, many rely on, or have exhausted, coping strategies. Livelihoods and income are a precondition for meeting education, healthcare and food needs. For 25 per cent of children in need of humanitarian assistance, lack of sustainable income is directly associated with the inability to afford costs associated with education, leading to their non-attendance.¹²²

Affected population

For those displaced by the conflict, financial capital such as income, savings and assets were compromised, eroded or lost. An estimated 2.39 million individuals will need livelihoods support in 2020, representing 60 per cent of the overall PIN. The increase of the cluster PIN is attributable to the higher number of returnees in 2019.

To date, lack of livelihoods has been a primary barrier to sustainable returns, providing a disincentive for IDPs to return and a catalyst for secondary displacement for returnees. Many returnees and out-of-camp IDPs have incurred high levels of debt, which places people at risk of resorting to negative coping strategies. When combined with a lack of basic services and poor social protection and safety nets, sustainable income generation is a foundational requirement for returnee and IDP populations. The highest caseloads of job seekers among the displaced and returnee populations are in Ninewa, Al-Anbar, Salah Al-Din, Diyala and Kirkuk.

Analysis of Humanitarian Needs

Emergency livelihoods are directly linked to other humanitarian vulnerabilities. In Iraq, unemployment is linked to reduced education, sale of assets and taking on debt to afford food. Creating employment opportunities is critical for IDPs and returnees most in-need of income, specifically female-headed IDP households in camps and marginalized groups of youth and female-headed households among returnees in

areas of origin and host communities primarily in Ninewa, Al-Anbar, Salah Al-Din, Diyala and Kirkuk.

The main reasons for taking on debt are to meet basic non-food needs (48 per cent) and food needs (27 per cent). Female heads of households, especially widows, are the most vulnerable to adopting negative coping strategies as their access to income is reduced for a range of economic and social reasons. Female-headed households in debt represent 5 per cent¹²³ of the 2.39 million people in need of livelihoods assistance. Grants for the replacement of key income generating assets for both men and women, are essential.

Projected needs (2020-2021)

DATE	PEOPLE IN NEED	OF WHICH: IDPS IN-CAMP	IDPS OUT-OF-CAMP	RETURNEES
Jun. 2020	2.39 M	216 k	555 k	1.55 M
Dec. 2020	2.35 M	211.68 K	543.90 K	1.52 M
Jun. 2021	2.3 M	207.36 K	532.80 K	1.49 M
Dec. 2021	2.25 M	203.04 K	521.70 K	1.46 M

Indicators

#	INDICATORS	CLUSTER	SOURCE
x01	% HH with at least one adult (18+) unemployed and seeking work	Emergency Livelihoods	Emergency Livelihoods Partner Assessments, MCNA VII
x02	% HH unable to afford basic needs (% HH taking on debt due to healthcare, food, education, or basic household expenditures)	Emergency Livelihoods	Emergency Livelihoods Partner Assessments, MCNA VII
x03	Main barriers to employment	Emergency Livelihoods	Emergency Livelihoods Partner Assessments, MCNA VII
x04	HH relying on stress strategies to cope with a lack of resources to meet basic needs	Cross-cutting /CWG/ Education / Protection / Food Security	MCNA VII
x05	HH relying on crisis strategies to cope with a lack of resources to meet basic needs	Cross-cutting /CWG/ Education / Protection / Food Security	MCNA VII
x06	HH relying on emergency strategies to cope with a lack of resources to meet basic needs	Cross-cutting /CWG/ Education / Protection / Food Security	MCNA VII
x07	Main barriers to formal education for school-aged children	Crossing-cutting / Education / Protection / Child Protection	MCNA VII
x08	HH with debt value > 505,000 IQD	Emergency Livelihoods	Emergency Livelihoods Partner Assessments, MCNA VII

3.4

Food Security



PEOPLE IN NEED

1.77 M

WOMAN

51%

CHILDREN

51%

OLDER PERSONS

4%

WITH DISABILITY

15%

Overview

While MoMD distributes food to displaced populations (in-camp and out-of-camp) in federal Iraq and KRI respectively, on occasions where the authorities are unable to meet the needs in a timely and consistent manner, complementary humanitarian support is needed to ensure nutritional status does not deteriorate, thereby impacting IDPs' physical well-being.

In 2019, the reduction in camp numbers led to an increase in the number of out-of-camp IDPs and returnees.¹²⁴ Food assistance for out-of-camp IDPs has previously been relatively low compared to assistance provided in camps. As IDPs increasingly leave the camps, ongoing assessments and monitoring will be required to determine changing food needs for out-of-camp IDPs, particularly those who have become secondarily displaced.

Affected population

Based on the 2019 MCNA VII and using the 2016 Comprehensive Food Security and Vulnerability Assessment (CFSVA) as a baseline data set, an estimated at 1.77 million people need food and livelihoods assistance, with the majority of needs concentrated in Al-Anbar, Diyala, Kirkuk, Salah Al-Din and Ninewa.¹²⁵

A total of 425,000 returnees and 125,000 out-of-camp IDPs are food insecure.¹²⁶ Governorates with the highest number of food insecure returnees are Ninewa (224,434), Salah Al-Din (93,450), Al-Anbar (35,637) and Diyala (29,112). Vulnerable host and out-of-camp IDP households may be at risk of becoming food insecure due to the impact of protracted displacement¹²⁷ Populations living in IDP camps have the highest level of vulnerability, particularly female-headed households. Girls aged between 6 and 17 years living in camps are particularly vulnerable to food insecurity as they are more likely to be denied food by caregivers and are more prone to undertaking unsafe income generating activities. All camp-based IDPs (370,000) are considered in-need of food assistance or income-generating activities.

Analysis of Humanitarian Needs

Failure to provide food assistance in camps puts displaced people at risk of food insecurity, while also prompting unsafe and undignified returns, and potentially creating secondary displacement. The absence of regular food assistance in camps would directly lead to malnutrition and negative coping strategies. As such, given camp-based IDPs are likely to remain during 2020, there remains an urgent need for food

support adapted to the needs of women, men, girls and boys, with consideration of people with disabilities.

Returnees and others departing camps and becoming secondarily displaced require urgent food and livelihoods support. Approximately 425,000 returnees are food insecure. The provision of livelihood rehabilitation activities in areas of return may contribute to the improvement of food security and promote voluntary and sustainable returns. Restoration of silos, storage and crop processing facilities would also contribute to improved food security status for all people in need of humanitarian food assistance.

Projection of Needs (2020-2021)

Ongoing support for a residual group of camp-based IDPs is expected, with those unable to return to their areas of origin remaining in camps until durable solutions can be identified. These IDPs will continue to require food assistance.

IDPs in out-of-camp locations will continue to require in-kind or cash assistance to meet their food needs without resorting to negative coping strategies, particularly for the most vulnerable unable to access income through livelihoods opportunities.

Projected needs (2020-2020)

DATE	PEOPLE IN NEED	OF WHICH: IDPS IN-CAMP	IDPS OUT-OF-CAMP	RETURNEES
Jun. 2020	1.77M	370k	125k	425k
Dec. 2020	1.77M	274k	216k	430k

Indicators

#	INDICATORS	CLUSTER	SOURCE
x01	% of HH that are food insecure	Food Security	VAM
x02	% of HH vulnerable to food insecurity	Food Security	VAM

3.5 Health



PEOPLE IN NEED

2.80 M

WOMAN

51%

CHILDREN

51%

OLDER PERSONS

5%

WITH DISABILITY

15%

Overview

Despite the departures of significant numbers of camp-based IDPs, almost 325,000 IDPs in camps and nearly 500,000 IDPs living out of camps remain in need of basic health services, including essential primary health care services delivered by humanitarian partners addressing gaps in Directorate of Health (DoH) capacity.

Almost 2 million returnees are at risk of not having their basic health needs met in 2020 in areas of return if humanitarian partners are unable to provide uninterrupted service delivery.

Any sudden disruption to quality health services in camps has the potential to cause increased morbidity and mortality, particularly among populations in protracted displacement. In the past, outbreaks of communicable diseases highlighted the lack of preparedness of the DoH in some areas to respond to sudden-onset public health emergencies.

Many of the affected population have experienced traumatic events that caused mental ill-health and psychological disorders. They continue to require highly specialized assistance. However, the Iraqi health system is currently unequipped to deal with this, due to severe shortage of trained mental health care professionals, including psychologists and psychiatrists. Finally, delays in rehabilitation of health infrastructure and the revitalization of health services continue to remain obstacles to sustainable returns.

Affected population

Some 324,533 individuals in camps, 493,050 individuals out-of-camps, 17,455 individuals among host communities and 1,974,543 returnees need essential primary health care services provided by humanitarian partners.

Families with individuals suffering from chronic illnesses require a continuous supply of non-communicable disease (NCD) medicines that are not readily supplied by the DoH. In addition, this population group, as well as others, also require specialized services in secondary hospitals, many of which were damaged during the conflict and need to be rehabilitated, and adequately staffed and serviced.

Additionally, many people with disabilities need physical and mental health rehabilitation services such as provision of assistive devices and prosthetics/ orthotics; clinical mental health and psychological services; gender-based violence and Clinical Management of Rape (CMR) services; and appropriate, inclusive and accessible health

services, particularly in the camps where residents rely wholly on external assistance. Of the 1,300 individuals (42 per cent female and 58 per cent male) with disabilities surveyed by WHO in Ninewa, 95 per cent lived in camps. Similarly, delays in rehabilitation of health infrastructure and the revitalization of health services are barriers to sustainable returns.

Among the total number of people in need, around 1.4 million children of different age groups require, different services including, immunization and neonatal health care services in order to prevent vaccine-preventable diseases and fatal childhood illnesses.

Analysis of Humanitarian Needs

Based on preliminary analysis, the priority governorates remain those affected by the conflict, as well as some affected by past outbreaks: Al-Anbar, Babil, Baghdad, Duhok, Diyala, Erbil, Kirkuk, Al-Najaf, Ninewa, Salah Al-Din and Al-Sulaymaniyah. Thirty districts have high severity of needs with the below common issues requiring support:

- IDP camps, which need uninterrupted health services provided by humanitarian partners.
- Lack of components of essential health care services in public health facilities in areas of return or close to IDP camps that have a population fewer than 5,000 individuals.
- Lack of secondary health care services including the need for rehabilitation of more than 350 major hospitals and primary health care services. While ordinarily the responsibility of government, private or development partners, the level of urgency to support meeting the needs of people in the vicinity of such health facilities remains with humanitarian partners who will inevitably be called upon to address humanitarian consequences of inaction.
- The partial destruction of many hospitals has led to a markedly reduced access to sexual and reproductive health, including skilled birth attendance. Referral opportunities for specialized care are also absent.
- Some districts in the south of the country, mainly in Al-Basrah and Maysan, remain a priority for preparedness and response activities due to unhygienic conditions and lack of potable water which pose a significant risk of communicable disease outbreaks.
- The volatile situation in the Central South governorates, coupled with the influx of Syrian refugees into the north, risks generating needs for trauma management services.

Projection of Needs

The number of people in need of humanitarian health assistance has declined from 2017 to 2020, mainly because of rates of returns, camp departures and, to some extent, the gradual regeneration of basic government health services in areas of return. In addition, there is no longer a need for trauma care at the front-lines, nor life-saving primary health care services at transit screening sites since the end of the conflict in 2017. In addition to essential primary health care services, the needs currently and in the foreseeable future are for upscaling of mental health services and addressing physical injuries and disabilities, and chronic disease management for people in need of humanitarian assistance.

While the number of people in need of humanitarian health assistance is forecast to decrease into 2021, there will remain a group of IDPs unable to return home for whom ongoing assistance will be required. The long period of displacement of some of this population group makes them more susceptible to public health risks. In addition, diminishing interest from the government to support such population groups outside the regular public health services, makes IDPs more vulnerable and in need of continued humanitarian assistance.

If unrest in Baghdad and other governorates continues, there may be an increase in the numbers of displaced people in need of basic primary health care services.

Projected needs (2020-2021)

DATE	PEOPLE IN NEED	OF WHICH: IDPS IN-CAMP	IDPS OUT-OF-CAMP	RETURNEES
Jun. 2020	2.11 M	201.98 K	333.53 K	2.11 M
Dec. 2020	2.15 M	157.42 K	296.85 K	2.15 M
Jun. 2021	2.22 M	151.00 K	241.83 K	2.22 M
Dec. 2021	2.26 M	148.37 K	205.14 K	2.26 M

Indicators

#	INDICATORS	CLUSTER	SOURCE
x01	Total number of consultations	Health	Activity Info (Health partners reporting)
x02	# of cases received gynaecological consultations	Health	Activity Info (Health partners reports)
x03	# of children under 5 in camps IDPs children screened for malnutrition by MUAC or anthropometric measures	Health	Activity Info (Health partners reports)
x03	# of MHPSS individual sessions provided	Health	Activity Info (Health partners reports)
x04	Total No. of patients attending secondary / tertiary hospitals	Health	Activity Info (Health partners reports)
x05	# of children 9-59 months vaccinated against measles (measles-containing vaccine) in crises affected areas through routine immunization	Health	Activity Info (Health partners reports)

3.6

Protection



PEOPLE IN NEED

2.92 M

WOMAN

49%

CHILDREN

38%

OLDER PERSONS

5%

WITH DISABILITY

15%

Overview

Approximately 2.9 million individuals require specialized protection services in 2020, a 35 per cent reduction from 2019.¹²⁸ Of the total population in need, 85 per cent are concentrated across 20 districts in nine governorates: Al-Anbar, Baghdad, Diyala, Duhok, Erbil, Kirkuk, Ninewa, Salah Al-Din and Al-Sulaymaniyah.¹²⁹ These governorates host the top 20 districts with the highest severity of protection needs in Iraq.

Protracted displacement, coupled with limited availability of financial resources,¹³⁰ have worsened existing vulnerabilities. IDPs, including those with perceived affiliation to extremist groups, continue to be subject to rights violations, including restrictions on freedom of movement and access to basic services. Thirty per cent of IDPs exhibit one or more mental health concern.¹³¹ Coerced, premature and barred returns by civilian, military and security actors, as well as by some members of host communities, have increased in 2019.¹³² Additionally, violations of the civilian and humanitarian character of camps have resulted in recurrent protection violations in 2019 that are likely to continue in 2020, as authorities advance the camp consolidation and closure agenda through a national security lens.

Affected population

Over 846,000 IDPs in Iraq require specialized protection assistance; of these, more than 206,000 reside in camps, and over 639,000 reside out-of-camp. More than 2 million Iraqi returnees need protection assistance, in addition to an estimated 24,000 people in host communities. Over 60 per cent of the affected population reported using at least one negative coping strategy, including child labour, child marriage and school absence.¹³³ Both IDPs and returnees face challenges in fulfilling their rights, including freedom of movement.¹³⁴ People, especially children, without civil documentation are particularly vulnerable for reasons including lack of access to services. Of IDPs, 21 per cent in-camps and 11 per cent out-of-camps are female-headed households, compared to 8 per cent among returnees.¹³⁵ Vulnerable groups, including women and children,¹³⁶ and people with disabilities,¹³⁷ continue to be disproportionately impacted by the crisis and gaps in response. People with perceived affiliation to extremist groups are highly vulnerable due to stigma and discrimination.¹³⁸

Projected needs (2020-2021)

DATE	PEOPLE IN NEED	OF WHICH: IDPS IN-CAMP	IDPS OUT-OF-CAMP	RETURNEES
Jun. 2020	2.91 M	199.50 K	622.29 K	2.06 M
Dec. 2020	2.91 M	192.27 K	605.17 K	2.09 M
Jun. 2021	2.75 M	184.52 K	555.95 K	1.98 M
Dec. 2021	2.58 M	162.29 K	539.93 K	1.86 M

Analysis of Humanitarian Needs

The need for legal assistance regarding civil documentation, Housing, Land and Property (HLP), family law and detention¹³⁹ remains high, with more than 500,000 HHs missing essential documentation.¹⁴⁰ Living standards are severely affected by missing documentation as individuals cannot exercise their rights. Civil documentation for children has proven difficult to obtain where one or both parents are absent or where parents are missing civil documentation themselves.

Vulnerable groups, including people with perceived affiliation to extremists, are among the highest at-risk of rights violations. This is exacerbated by the continuous breach of the civilian and humanitarian character of camps resulting in the presence of armed actors, as well as arbitrary detention, gender-based violence (GBV) incidents and pressure on humanitarian actors to share confidential beneficiary data.¹⁴¹ Children with perceived affiliation to extremists have heightened risk of abandonment and arbitrary detention. Children in detention remain in highest need, requiring legal, physical, psychosocial and social assistance.

The physical and mental well-being of IDPs is severely affected by involuntary and premature returns, and coerced departures in camps and informal settlements, in particular in Ninewa, Salah Al-Din, Anbar, Kirkuk and Diyala, often resulting in secondary displacement.¹⁴² Individuals in protracted displacement, who often have no access to livelihoods opportunities, have been subject to child labour, child marriage, and other forms of physical and sexual exploitation.¹⁴³ Women, mainly those in female-headed HHs, and adolescent boys and girls, are particularly vulnerable.¹⁴⁴

Vulnerable women and girls continue to experience domestic violence, sexual violence, forced marriage and denial of resource,¹⁴⁵ with many deprived of basic rights.¹⁴⁶ Livelihoods opportunities and shelter services for GBV survivors is limited,¹⁴⁷ many GBV survivors refuse referral to specialized services due to fear of stigmatization, mistrust in available services and avenues for legal redress, as well as the potential for further violence.¹⁴⁸ Limited capacity and resources of national protection systems¹⁴⁹ and a decline in the number of women's centres, have also had negative effects on survivors' access to services.¹⁵⁰

Lack of secure housing reinforces displacement. Access to compensation for damaged private property is extremely challenging, with the majority of people with damaged shelter unable to access it.¹⁵¹ Women are additionally disadvantaged as they are seldom acknowledged as property owners.¹⁵² In addition, specialized HLP services are limited, due to lack of partner presence or capacity in the government.¹⁵³ Overall, the physical and mental health needs of more than 48,000 households are negatively impacted by the risk of forced eviction.¹⁵⁴

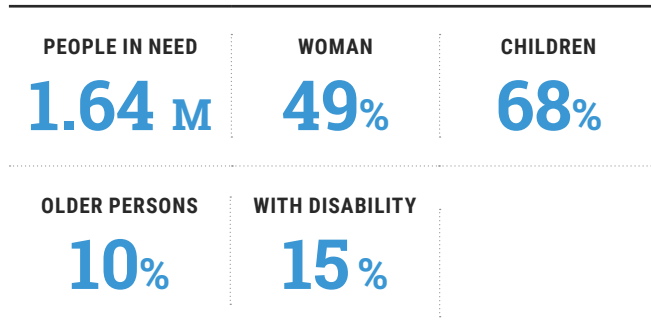
Approximately 3,367 square kilometres of land contaminated with explosive ordnance bars returns and impacts the exercise of rights. The presence of explosive remnants of war (ERW) and other explosive ordnance poses significant risk to the physical safety and well-being of an estimated 2.1 million people. Approximately 15 per cent of households with a person with a disability attribute the disability to explosive ordnance.¹⁵⁵ The extent of contamination highlights the urgency of risk education to prevent further incidents. In addition, victim assistance is needed, along with ongoing mine clearance in private and public spaces.

People with disabilities have been disproportionately affected by the conflict and displacement. They frequently face barriers in accessing both general services available to the broader affected population, and specialized services targeting their specific needs arising from impairment.¹⁵⁶ Mental health and psychosocial needs of affected individuals is alarming, with 419,468 individuals¹⁵⁷ identified by heads of households as displaying signs of psychosocial distress.¹⁵⁸

Projection of Needs (2020 -2021)

It is projected that the needs of IDPs in and out of camps will decrease due to the ongoing camp closure and consolidation process, and the subsequent return of a majority of IDPs to areas of origin or habitual residence. Coerced departures and forced or premature returns will increase the need for protection interventions in areas of returns, with some best addressed through a multi-cluster response approach.

Sub-Sector Child Protection

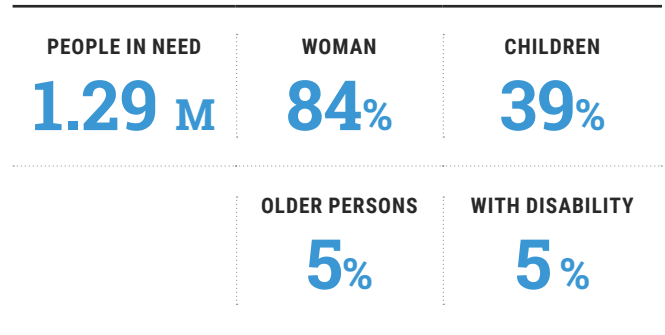


Overview and affected population

An increasing number of IDP and returnee children are found to face physical and sexual abuse and exploitation compared to 2019.¹⁵⁹ Approximately 200,000 households apply negative coping mechanisms including child labour, child marriage and poor school retention.¹⁶⁰ While children's enrolment in formal or informal learning programmes has improved (by 30 per cent) compared to 2019, around 7,000 households still report at least one child unable to attend school due to a lack of civil documentation (estimated 10,000 - 12,000 children). Around 460,000 children are missing national identity cards necessary to access essential services. Boys and girls with perceived affiliation to extremist groups are at risk of detention. Psychosocial distress among children is present, with diagnostic research by the Returns Working Group suggesting that around a fifth of IDPs show symptoms of mental health disorders including depression, post-traumatic stress disorder (PTSD) and suicide ideation.¹⁶¹

IDP children in camps are disproportionately affected by child protection risk factors including negative coping mechanisms¹⁶² and lack of access to education.¹⁶³ Returnee children have a higher proportion of children missing national identity documents compared to IDPs. Girls above 12 years old are more at risk of child marriage and more likely to be denied schooling, while boys above 14 years have higher risk of child labour (three times higher than girls) as well as recruitment into armed groups and detention. Children belonging to female-headed households are contributing more to generating household income. Children with perceived affiliation to extremist groups are at heightened risk of discrimination in accessing basic services, sexual violence and exploitation, and arbitrary detention.

Sub-Sector Gender-based Violence

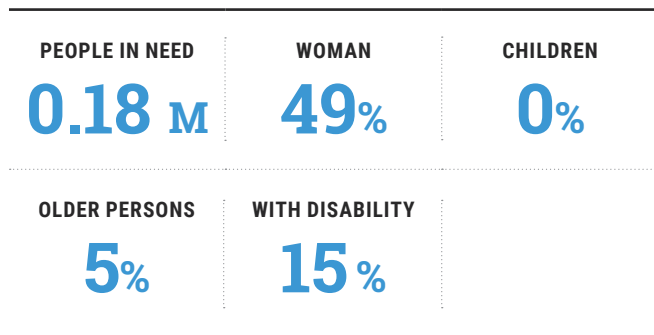


Overview and affected population

IDP and returnee women and girls continue to be exposed to gender-based violence and are reluctant to access services due to fear of violence, stigma and retaliation, with female-headed households¹⁶⁴ and women and girls with perceived affiliation to extremists suffering most of the exposure.¹⁶⁵ According to GBV IMS data, 98 per cent of GBV survivors who reported GBV are women or girls. Domestic violence is the main gender-based violence context for reported incidents¹⁶⁶, followed by forced/child marriage.¹⁶⁷ Without income or assets, families, women and girls resort to negative coping mechanisms including survival sex and forced/child marriage.¹⁶⁸ The lack of access to birth, marriage or death certificates, and divorce proceedings, hampers women and girls' realization of their rights and access to basic services and social protection mechanisms.¹⁶⁹ Twenty-five per cent of the affected population are female-headed households that reported missing documentation and the majority of them across all population groups reported missing key household or individual documents.¹⁷⁰

Nearly 1.3 million people are at risk of GBV, of which 61 per cent are in areas of return and 38 per cent in areas of displacement, and 1 per cent within the host community.¹⁷¹ Women and girls, specifically female-headed households and females perceived to be affiliated to extremist groups residing in camps, are highly vulnerable to gender-based violence. Reliance on negative coping strategies, limited access to key documentation, and lack of public safety in latrines and bathing facilities, on the way to school, at water point and distribution areas, are key gender-based issues experienced by women and girls in camps.¹⁷² Among women and girls living in out-of-camp displacement, missing documentation and inability to meet basic needs are key determinants of GBV. For returnees, the key determinants of GBV vulnerability stem from lack of access to health, legal and livelihood services.¹⁷³

Sub-Sector
Housing, land and property

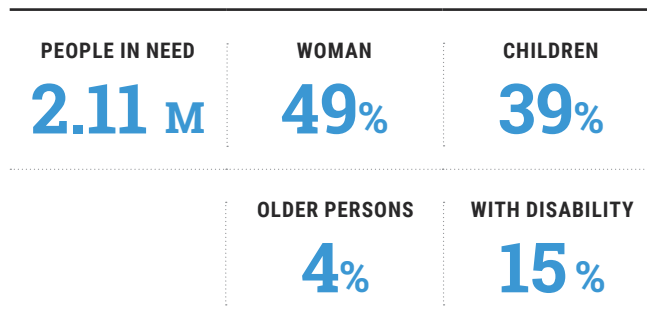


Overview and affected population

As many as 187,000 IDPs residing out-of-camp fear eviction from their habitual residence. Around 60 per cent of returnees report property damage¹⁷⁴ and 703,57 individuals report lack of secure tenure.¹⁷⁵ The main reasons for fear of eviction include requests by authorities or private owners to vacate the premises due to unmet rental costs; family disputes over property inheritance; and pressure to prematurely return to their area of origin.¹⁷⁶ Data indicates that nearly a fifth of out-of-camp IDPs are living on property or land with disputed ownership,¹⁷⁷ with women nearly twice as at-risk of eviction than men.¹⁷⁸

Furthermore, property disputes affect IDPs,¹⁷⁹ with 19 per cent of IDPs (72 per cent of whom are women)¹⁸⁰ reporting that security forces are occupying their home.¹⁸¹ More than a fifth of IDPs attribute housing or land disputes to their perceived affiliation with extremist groups.

Sub-Sector
Mine action



Overview and affected population

Approximately 3,367 square kilometres¹⁸² of land in Iraq is contaminated with explosive ordnance. The presence of explosive ordnance poses significant risk to the physical safety and well-being of an estimated 2.1 million people, with figures likely to increase as more land is surveyed. Women and men are equally exposed to risk, and more than 800,000 children at risk of accidents related to explosive hazards.¹⁸³ Explosive hazards prevent IDPs from returning to their homes.¹⁸⁴ Explosive ordnance contamination not only hampers the safe and sustainable returns of IDPs, it also impedes humanitarian activities in more than one third of the districts assessed in Al-Anbar, Baghdad, Kirkuk, Ninewa and Salah Al-Din.¹⁸⁵ There is significant need to enhance victim assistance in Iraq, as survivors of explosive ordnance incidents have limited access to assistance, including physical and functional rehabilitation services and psychosocial support.

Indicators: GENERAL PROTECTION

#	INDICATORS	CLUSTER	SOURCE
x01	# of HHs reporting missing core documents	Protection	MCNA VII
x02	% of the HH with at least one adult with psychological distress	Protection	MCNA VII

CHILD PROTECTION SUB-CLUSTER

#	INDICATORS	CLUSTER	SOURCE
x01	% HH relying on stress, crisis and emergency strategies to cope with a lack of resources to meet basic needs	Cross-cutting (CWG, Education Protection, Food Security and Emergency Livelihoods)	MCNA VII, VAM/ Cash vulnerability assessments
x02	% HH with at least one child (aged 6-17) not attending formal learning regularly (at least 3 days a week)	Education, Child Protection	MCNA VII, MoE Attendance (Quarter)

GENDER-BASED VIOLENCE SUB-CLUSTER

#	INDICATORS	CLUSTER	SOURCE
x01	# of GBV incidents by type, displacement status, age and gender	Protection-GBV	GBV IMS
x02	# of services unavailable for new incidents (per type of service)	Protection-GBV	GBVIMS
x03	% of female headed HHs	Cross-cutting/ Protection-GBV	MCNA VII
x04	% women and girls who avoid areas because they feel unsafe there	Protection-GBV	MCNA VII
x05	# of females in camps and other critical shelters	Cross-cutting	CCCM/ DTM/MCNA VII
x06	% of Women and adolescents in HHs relying on stress, crisis and emergency strategies to cope with a lack of resources to meet basic needs.	Cross-cutting	MCNA VII
x07	% of females live under poverty line	Cross-cutting	MCNA VII
x08	% of females have no access to private latrines/showers	WASH	MCNA VII
x09	% of females have no access to primary health services	Health	MCNA VII

MINE ACTION SUB-CLUSTER

#	INDICATORS	CLUSTER	SOURCE
x01	# km2 of explosive ordnance contaminated area	Mine Action	IMSMA

HOUSE, LAND AND PROPERTY SUB-CLUSTER

#	INDICATORS	CLUSTER	SOURCE
x01	% of HH report being as risk for eviction	Protection/HLP	MCNA VII
x02	HH reporting [reason] fearing of eviction	Protection/ HLP	MCNA VII
x03	% HH lacking secure tenure	HLP	MCNA VII, NRC HLP assessments
x04	% HH that were evicted from previous shelter/housing in the 12 months previous	HLP/Shelter	MCNA VII
x05	% HH in need of property compensation and unable to access it	HLP/Shelter	MCNA VII

3.7

Shelter and Non-Food Items



PEOPLE IN NEED

2.40 M

WOMAN

49%

CHILDREN

41%

OLDER PERSONS

3%

WITH DISABILITY

15%

Overview

Of the total 2.4 million people estimated to need shelter and non-food items (NFI) assistance, almost 700,000 individuals¹⁸⁶ remain in critical shelter, including unfinished and abandoned structures, makeshift shelter, worn tents, and non-residential public and religious buildings. The destruction of residential buildings remains the main obstacle for 470,000 IDPs¹⁸⁷ to return. Moreover, 1.5 million individuals¹⁸⁸ have been identified as in need of shelter and NFI support as they struggle to achieve durable solutions in the war-damaged and looted houses in areas of return. Shelter solutions, including repairs and rehabilitation, are expensive and therefore remain out of reach for most IDPs and returnees.

Affected population

Some 370,000 IDPs in camps continue to need basic shelter and NFI support.¹⁸⁹ Present shelter arrangements, primarily in emergency tents, most of which require regular replacement,¹⁹⁰ expose IDPs to harsh weather conditions, protection risks and poor health.¹⁹¹ The 2.8 million out-of-camp IDPs¹⁹² who fall below the poverty threshold¹⁹³ lack the ability to attain or maintain minimum living standards. Of that number, approximately 2 million out-of-camp individuals need basic shelter support.¹⁹⁴ Almost half of female-headed households living in critical shelter have heightened needs related to safety and privacy.¹⁹⁵ Based on customary laws, women are also discriminated against in obtaining tenure security.¹⁹⁶

Analysis of Humanitarian Needs

The physical and mental well-being of nearly 700,000 people is negatively impacted due to residing in critical shelter. Critical shelter invariably does not offer adequate safety, privacy, dignity, or protection from climatic conditions, leading to serious health¹⁹⁷ and protection¹⁹⁸ risks and placing additional stress on vulnerable conflicted-affected people.

The living standards of two million people are compromised as many shelters need basic improvements. Of these, 1.3 million people¹⁹⁹ require urgent improvements to the safety²⁰⁰ and structural integrity of residential spaces, while more than 730,000 individuals are further impacted by poor weather-proof insulation, as well as insufficient space and accessibility, which have a direct effect on residents' quality of life.

Applying "Build Back Better" principles to meet the massive shelter needs of 3.4 million people:²⁰¹ Not only did the crisis generate new shelter needs, it also compounded pre-existing issues that can only be addressed through longer-term recovery and resilience programmes.²⁰² Longer term needs include sustainability of services and infrastructure at settlement level, tenure security, reconstruction plans, policies on urban development and social housing, and housing and construction sector reforms. These are critical to address the needs of more than 50 per cent of the affected population.²⁰³ These broad shelter needs require significant long-term investment and cannot be addressed through humanitarian interventions.²⁰⁴

Projection of Needs (2020 – 2021)

Camp consolidation and closures are expected to continue into 2020. However, many IDPs will remain displaced due to an inability to return to areas of origin and will remain in need of shelter support in out-of-camp locations as they move into cheap, sub-standard shelter.

The housing sector has been severely affected by the conflict.²⁰⁵ In addition to long implementation timeframes, required investment²⁰⁶ is often prohibitive for conflicted-affected people and humanitarian partners. The governmental compensation scheme and investments on the social housing sector must scale up massively; without external assistance, reconstruction remains solely dependent on the individual efforts of Iraqis to repair their homes, which will take several decades, keeping people displaced.

Projected needs (2020-2021)

DATE	PEOPLE IN NEED	OF WHICH: IDPS IN-CAMP	IDPS OUT-OF-CAMP	RETURNEES
Jun. 2020	2.20 M	170 K	500 K	1.50 M
Dec. 2020	1.90 M	50 K	400 K	1.40 M
Jun. 2021	1.60 M	10 K	300 K	1.25 M
Dec. 2021	1.30 M	0.00 K	200 K	1.10 M

Indicators

#	INDICATORS	CLUSTER	SOURCE
x01	# and % of households living in critical shelter inside camps (monthly)	Shelter / NFIs	CCCM camp master list (monthly), CCCM camp profile (biannual), FSMT (biannual)
x02	# and % of households living in critical shelter out-of-camps (bi-monthly)[1]	Shelter / NFIs	DTM (bi-monthly), ILA (yearly), MCNA (yearly)
X03	% of people not intending to return because of damaged properties (biannual)	CCCM	CCCM intention survey (biannual)
X04	% of callers asking for shelter and NFI support (weekly)	Cross-cutting / AAP	IIC (weekly)

3.8

Water, Sanitation and Hygiene



PEOPLE IN NEED

1.85 M

WOMAN

49%

CHILDREN

38%

OLDER PERSONS

4%

WITH DISABILITY

15%

Overview

Iraq's water and sanitation infrastructure is under significant stress by both the displacement crisis, which requires significant resourcing to provide WASH services to displaced populations in camps, as well as by increasing water scarcity due to variable weather from climate change. Water levels (ground and surface) have decreased by 40 per cent in the past two decades, and the available water is often contaminated and of very poor quality, with high turbidity and salinity, and bacteriological contamination. This results in insufficient access to potable water and inadequate sanitation for conflict-affected populations relying on external assistance in meeting their WASH needs. In turn, this negatively affects public health and the dignity of highly vulnerable and displaced people. The limited or poor quality of sanitation facilities in some IDP camps and non-camp locations, coupled with the lack of sufficient, safe water resources, are some of the key challenges in Iraq, exposing vulnerable populations to the risk of water-borne diseases, especially cholera. Continued water scarcity and limited efforts on water conservation affect the country overall. However, the impact is higher in the southern governorates in terms of susceptibility to water-borne disease outbreaks, social tension and even displacement.

Affected population

An estimated 1.85 million people across Iraq remain in critical need of sustained, equitable access to safe and appropriate WASH services, of which women and girls account for 49 per cent, children 38 per cent and the older people for 4 per cent. This is a decrease of 20 per cent from 2018 to 2019, when 2.3 million people needed humanitarian WASH assistance. The number of people in need of WASH assistance in 2020 includes 653,685 IDPs (of whom 283,048 reside in out-of-camp locations) and 1.06 million returnees; 14,724 people highly vulnerable host communities; and 113,019 refugees in nine refugee camps and out-of-camp locations.

Analysis of Humanitarian Needs

Access to sufficient quantity and quality of water, and of sanitation and hygiene services, are vital needs of people affected by the conflict. Approximately 1.67 million people including IDPs (in and out of camps), returnees and host communities lack access to potable water. Of this, 317,663 people lack access to an improved water source, while 679,751 people lack access to sufficient quantities of water,²⁰⁷ 723,123 people lack access to soap and handwashing facilities, and 195,913 people lack access to a functioning improved sanitation facility. The

overall need compared has reduced in 2019 across all WASH sectors. However, the need for improving access to water, sanitation and hygiene services and facilities still exists.

Approximately 1.8 million people, including IDPs living in and out of camps, returnees, refugees and host communities in 57 districts across 17 governorates²⁰⁸ have a high severity of WASH needs. Limited coping capacities for affected people further increases the risk of water- and vector-borne diseases. In KRI, approximately 165,000 people displaced in 17 camps continue to require basic WASH support. Due to the protracted nature of their displacement, most of the camps in KRI have existed for more than four years. This has resulted in a deterioration of water and sanitation infrastructure over time, requiring urgent upgrading. Additionally, continued WASH assistance is also needed for the 228,573 Syrian refugees in the KRI. Thirty-two locations in in Ninewa, Salah Al-Din, Al-Anbar, Diyala, Kirkuk and Baghdad are identified as priority returns locations in 2020 – these locations, with critical WASH needs, require a scale-up of WASH partner presence to meet the needs and support returns.²⁰⁹

Continued rehabilitation of damaged and dysfunctional water infrastructure and basic sanitation facilities are required in most priority locations. Around 35 per cent of returnees reside in areas with critical water shortages (fewer than 75 per cent of household having access to water), whereas 24 per cent of IDPs have such requirements. On the contrary, in nearly half of the locations 47 per cent of returnees face issues of water quality (versus is 26 per cent of IDPs).²¹⁰

The acceleration of camp closures requires decommissioning of WASH facilities in camps according to cluster guidelines, followed by ad hoc retrofitting in consolidated camps. Data also shows that Iraq's southern governorates (Al-Basrah, Thi Qar, Maysan, Al-Qadissiya, Al-Najaf and Babil) have high severity of WASH needs, mainly due to reliance on small rivers as water sources, which are frequently contaminated and are vulnerable to shifts in the declining surface and ground water levels. People in these areas are susceptible to disease outbreaks and require assistance to prevent a humanitarian crisis.

Projected needs (2020-2021)

DATE	PEOPLE IN NEED	OF WHICH: IDPS IN-CAMP	IDPS OUT-OF-CAMP	RETURNEES
Jun. 2020	1.74 M	371.64 K	282.05 K	1.07 M
Dec. 2020	1.65 M	289.65 K	251.03 K	1.09 M
Jun. 2021	1.62 M	277.83 K	204.50 K	1.12 M
Dec. 2021	1.60 M	273.00 K	173.48 K	1.15 M

Indicators

#	INDICATORS	CLUSTER	SOURCE
x01	Number of people who have access to potable water	WASH	ActivityInfo Reporting/Cluster spot checks
x02	Number of people who have access to sufficient quantity of water for drinking and domestic purposes	WASH	ActivityInfo reporting/Cluster spot checks
x03	Number of people (including men, women, boys and girls) who have knowledge of good hygiene practices	WASH	ActivityInfo reporting/Cluster spot checks
x04	Percentage of people living with disabilities who have access to WASH services	WASH	ActivityInfo reporting/Cluster spot checks
x05	Number of people (including men, women, boys and girls) who have access to functional and improved sanitation facilities	WASH	ActivityInfo reporting/Cluster spot checks
x06	Percentage of people (including men, women, boys and girls) who are satisfied with the quality of WASH services (AAP)	WASH	Feedback from Iraq Information Centre/Partner satisfaction surveys/ Camp sweeps

3.9

Common Coordination Services



Overview

Humanitarian organizations in Iraq rely on effective Coordination and Common Services (CCS) to improve targeting and response impact, as well ensuring a principled approach of the response. Humanitarian response in Iraq will continue to need field coordination, secretariat support to the Humanitarian Coordinator and clusters nationally, coordinated needs assessments, mapping, evidenced-based strategic and operational planning, resource management, bureaucratic regulatory guidance, access and civil-military coordination and security and safety support to NGOs.

Camp closure and consolidation, movement of IDPs to out-of-camp locations as well as returns to areas of origin continue to require timely tracking to support efforts to meet the basic humanitarian and protection needs of displaced or relocated Iraqis. Coordination with government authorities, both for field response but also for access and registration issues has enabled a more sustainable field presence by partners but has also required renewed efforts to engage stakeholders in areas of return. While some IDPs attain durable solutions, some remain displaced and require humanitarian support to fill gaps created by camp consolidation, movement and lack of basic services. The Iraq Information Centre's accountability communication and exchange with populations in need have enabled the cluster system to improve responsiveness with even further improvements envisaged for 2020.

Affected population

Support services are needed for approximately 200 humanitarian organizations, including NGOs and UN agencies and nearly 20,000 humanitarian workers.²¹¹ The CCS services help enable these humanitarian agencies to target and reach the 1.75 million Iraqis identified as in acute need in 2020.

Analysis of Humanitarian Needs

Beneficiary agencies continue to require strategic, operational coordination, resource mobilization, information and mapping management and policy guidance to be able to operate in Iraq. In 2020, there is a need for increased emphasis on timeliness and impact of products and coordination, to coincide with the significant contextual change in displacement and returns as they progress. The increased complexity and fragmented areas have made operating in Iraq increasingly difficult. Humanitarian operations, especially the work of field implementers reaching those in the greatest need, need effective sub-national coordination, training and capacity building of humanitarian responders, and an evidence-based approach to access facilitation and management.

Strengthened strategic and operational coordination will promote the extension of a principled response to people in areas with especially high concentrations of severe needs, such as Diyala, Western Anbar and the Ninewa plains. The hardest to reach areas (usually returns

areas) require more support services (access support, government engagement, additional beneficiary communication and mapping, etc.) than areas which are easily accessible and have a strong NGO presence.

Based on IDP feedback,²¹² referral systems' issue closure tracking must be strengthened. The response will benefit from a promotion of inter-cluster approaches on AAP, CWC and durable solutions, inclusive of engagement with other stakeholders in order to enable a nexus approach towards displacement solutions. For humanitarian actors to be effective, they need effective coordination; this includes an improved link between sub-national inter-cluster coordination and Government Return Committees (GRCs), support and empowerment of government services and leadership, and humanitarian and transitional coordination and planning. The CCS cluster has enabled humanitarian operations by informed planning for humanitarian response through population flow data, displacement tracking, the MCNA, and quantitative and qualitative field coordination, but there has been limited tracking of the effectiveness of these services on humanitarian effectiveness IDP access to services. There is a need to track the impact of this data and gauge to what extent humanitarian organizations are improving reach and impact especially in out-of-camp areas, and other areas with high needs and limited partner presence. As this data becomes available, sub-national inter-cluster and general coordination will engage government authorities and inform planning for durable solutions.

Related to community information gaps and barriers, there are two areas that that require attention.

The first area relates to meeting information needs of affected communities and feedback on analysis findings and programmatic decisions based on the data collected from them. It was noted in the previous sections that there are significant variations regarding the extent to which different groups feel they have a say in decisions affecting their communities, with households in out-of-camp settings or return areas feeling less heard (18 and 19 per cent respectively) than households in camps (38 per cent). This may indicate that dialogue on issues concerning the affected population is done more regularly and effectively in camps as opposed to out-of-camp and return locations, with the latter two categories needing to be better heard in 2020.

Furthermore, humanitarians are now appraised of the fact that a very low percentage among people in need report receiving critical information from humanitarian actors. Between six and nine per cent across population groups report getting their information from aid workers, in contrast to 67 per cent of in camp IDPs and returnees and 74 per cent of out-of-camp IDPs who are relying on friends and family living in areas of origin. Compared to IDPs, returnee households are more likely to get information via existing local or national channels, such as local authorities, national authorities (16 per cent), religious leaders (11 per cent) and Mukhtars (31 per cent).

Humanitarian actors need access facilitation, NGO regulatory support, and organizational reporting and documentation at the national and sub-national levels in order to maintain operations and access hard to reach areas. There is a need to collectively, systematically and regularly engage with development and peacebuilding partners, sharing and coordinating available data to drive a gap analysis based on a more sustainable approach to durable solutions. Mapping and identifying needs in return areas will be a central pillar of this.

An informed environment regarding access, mine awareness, civil-military coordination and security will be critical as partners move into new areas, and as security threats become more complex. Operational

actors need information and evidence to be effective, and to promote principled response in locations which remain inaccessible due to bureaucratic impediments or security threats.

CCS will continue to work with the Inter-Cluster Coordination Group (ICCG) and information to ensure that the CCS products and services are complementary and to identify future information and support gaps.

Part 4

Annexes

KIRKUK, IRAQ

*Tailors at the Women's Support Centre, Laylan 1 IDP Camp,
Kirkuk Governorate © H. Stauffer, OCHA*



Data Sources

In 2019, humanitarian actors have made efforts to better integrate and use the multi-sector needs datasets available in country, specifically MCNA VII, ILA IV and the Return Index, and to improve the joint inter-sectoral analysis. A total of 102 assessments (including 15 multi-sectoral assessments) are reported by 40 humanitarian organizations in 2019 (conducted and ongoing)²¹³ a significant decrease compared to the previous year when 189 assessments were conducted. As the numbers of partners reporting needs assessments remains comparable to the previous year (40 partners in 2019 and 44 partners in 2018), the decrease is not necessarily attributable to reduction of partners conducting assessments, but rather to the increased use

by clusters and partners of available data sources. The drop in the numbers is further explained by the absence of conditions and triggers that required deployment of Rapid Needs Assessments.²¹⁴

With heavy reliance on multi-sectoral tools, the number of sector-specific assessments have also decreased in some cases. According to the 3W,²¹⁵ 155 organizations operated in Iraq between January and October 2019. By contrast only 40 organizations reported conducting needs assessments ([link](#)). The operational and programmatic assessments are expected to be higher than what is reported here.

Number of assessments



	MPCA/CWG	Education	Emergency Shelter / NFI	Food Security	Health	Multi-Sector	Protection	WASH	Camp Coord./ Management (CCCM)	Emergency Livelihoods	Total assessments by Governorate
AL-ANBAR	4	3	1			6	2	1	3	13	32
BABIL						2		1	3	11	17
BAGHDAD	2		1			4		1	3	12	25
AL-BASRAH						2		1	3	12	18
DUHOK	2		1			2	2	1	3	13	28
DIYALA	2	1				5	1	1	3	11	26
ERBIL	2					5	1	1	3	13	26
KERBALA						4		1	3	10	21
KIRKUK	2					5	2	1	3	12	27
MAYSAN						2		1	3	10	16
AL-MUTHANNA						2		1	3	10	16
AL-NAJAF	1					2		1	3	11	18
NINEWA	4	7	8		1	9	12	1	3	17	63
AL-QADISSIYA						2		1	3	10	16
SALAH AL-DIN	2	1	3			5		1	3	14	30
AL-SULAYMANIYAH	1					4	1	1	3	13	25
THI-QAR						2		1	3	10	16
WASSIT						2		1	3	10	16
Total Needs Assessments	4	11	12		1	12	18	1	3	40	102

The current HNO is informed by the following datasets and data sources:

I. Population figures

- **In camp IDPs:**
 - CCCM Camp Master List and Population Flow (August 2019) – [link](#)
 - DTM Emergency Tracking IDP Camp Movements (August-September 2019) – [link](#)
- **Out-of-camp IDPs:** IOM DTM IDP Master List Round 110 (30 June 2019) – [link](#)
- **Returns:** IOM DTM Returnee Master List Round 110 (30 June 2019) – [link](#)
- **Syrian Refugees:** UNHCR June 2019 – upon request
- **Host community:** Landscan, IOM DTM ML Round 110 (30 June 2019) – see links above
- **Baseline:** HNO 2020 Iraq Population Profile (August 2019) – will be made available on HDX
- **People in need:** Inter-sectoral 2020 PIN and severity estimates (September 2019) – will be made available on HDX

II. Operational and programmatic needs data

- Access Severity Scoring (July 2019) – [link](#) for the report with dataset available upon request.
- Global Index for Risk Management (INFORM) for 2020 – [link](#)
- Ground Truth Solutions research on perceptions of affected communities (2018 and preliminary findings from 2019 data collection) – [link](#)
- Integrated Location Assessment Round IV (June 2019) – [link](#)
- Inter-sectoral 2020 PIN and severity estimates (September 2019) – will be made available on HDX
- Multi-Cluster Needs Assessments Round VII (August 2019) – will be made available on HDX
- Return Index Round 4 (May 2019) – [link](#)

Except for the access severity data, INFORM and PIN/severity dataset, the rest of the operational and programmatic data was collected from affected communities directly, or on their behalf through key informants, and as such provided first-hand evidence about the needs of Iraqis continuing to suffer the prolonged humanitarian consequences of the armed conflict with ISIL. MCNA (an annual exercise) gathered information directly from affected households and generated findings representative at district level and for each population group, while ILA IV (also annual) and the Return Index Round IV (every two months) collected information through key informants at location level.

As in 2018, the MCNA continued to be the primary source of needs data for the Iraq HNO. It provided the data for all the indicators used in the inter-sectoral analysis and informed most of the cluster-specific analysis. The ILA IV and the Return Index Round 4 provided more granular information at location level for out-of-camp IDPs and IDPs returning to areas of origin. MCNA VII underpins the 2020 HNO, while ILA IV and Returns Index Round IV are expected to further support the prioritization exercise in the 2020 HRP.

III. Cluster-specific data sources

Most clusters relied exclusively on MCNA VII indicators for PIN and severity estimations. CCCM is the only cluster to use other data sources to estimate PIN and severity, such as Camp Population Flow, Intentions Surveys, Camp Profiles, and Formal Sites Monitoring Tools (FSMT); also used by other Clusters for the overall analysis. Cluster-specific sources, when available, were generally used to corroborate the MCNA VII findings and supplement cluster-specific analysis. These include: data from the Ministry of Education (school teachers) and the Ministry of Health (vaccination); Quality of Care (QoC) surveys and HeRAMS to assess health service availability and readiness; early warning and disease surveillance data (EWARN); protection data collected via the Information Management System for Mine Action (IMSMA), the Gender-Based Violence Information Management System (GBV IMS+), and Rapid Protection Assessments (RPAs); the 2016 Comprehensive Food Security and Vulnerability Assessment (CFSVA); and MPCA programme data collected through the Socio-Economic Vulnerability Assessment Tool (SEVAT) and the War-Damaged Shelter reporting tool managed by the Shelter Cluster and UN-HABITAT.

IV. Secondary data review

Secondary data review was performed at inter-cluster and cluster levels on specific topics such as poverty, disability, protracted displacement, durable solutions, perceived affiliations, lack of civil documentation, and infrastructure damage. Research and analysis reports generated by partners include the Iraq Common Country Assessment (CCA), Multiple Indicator Cluster Survey (MICS) 6, MPCA programme data generated through Socio-Economic Vulnerability Assessment Tool (SEVAT), Iraq IDP Information Centre (IIC) referral cases and dashboards; the 2018 Damage and Needs Assessment report of World Bank; Activity Info data; RWG and DTM analysis on the psycho-social dimensions of displacement; and the Norwegian Refugee Council's report on barriers for undocumented children.

Questions encouraging better communication between humanitarian and affected communities were included in the multi-sector needs assessment underpinning the current HNO. Findings were analyzed and used to inform programming. For example, there are significant variations regarding the extent to which different groups feel they have a say in decisions affecting their communities, with in-camp IDPs overall feeling they have a higher say (38 per cent) compared to households in out-of-camp settings or return areas (18 and 19 per cent respectively). This may indicate that dialogue (including sharing of needs assessment findings) is done more regularly and effectively in camps as opposed to out-of-camp and return locations, with the latter two categories needing to be better incorporated in 2020. Furthermore, the information needs and preferred means of engagement²¹⁶ are also known, allowing thus partners conducting needs assessments to tailor follow-up with the communities assessed.

The core 2020 HNO dataset are available on HDX or partner's data platforms, linked in the document and/or available upon request. Additional information on the sourcing of the indicators is available in the methodology section.

Assessments type by sector

CLUSTER	PARTNERS	ASSESSMENTS	NUMBER OF PARTNERS
Protection	Intersos, Dorcas Aid International, Action Against Hunger, DRC, OXFAM, UNFPA	18	6
Emergency Livelihoods	GIZ, WHH, Social Inquiry, UNESCO, Mercy Corps, IOM, OXFAM, Human Relief Foundation, People In Need	12	9
Multi-sector	Caritas Internationalis, REACH Initiative, CCCM Cluster Iraq	12	3
Shelter/NFI	DRC, CNSF, Malteser International, Medair, Caritas International, CRS, ACTED, NRC, UN-HABITAT, PWJ	12	10
Education	TDH, Secours Islamique France, InterSOS, NRC, PiN, SCI, TDH-IT, Handicap International	11	8
MPCA	CARE, CNSF, CORDAID, DRC, GRC, IOM, IRC, Medair, Mercy Corps, Mercy Hands, NRC, OXFAM, PAH, Samaritan's Purse, Save The Children, Tearfund, UNHCR, ZOA, REACH Initiative, ACTED, PIN, Welthungerhilfe	4	22
CCCM	UNHCR, IOM, DRC, NRC, ACTED, IRD, REACH Initiative, CCCM Cluster Iraq	3	8
WASH	WASH Cluster Iraq, REACH Initiative	1	2
Health	Handicap International, Humanity & Inclusion	1	2



KIRKUK, IRAQ

Yahawa IDP Camp, Kirkuk © OCHA

Methodology

In 2019, the humanitarian community in Iraq set out to explore a further categorization of people in need (PIN) by severity for the next programme cycle. Building on progress achieved last year and supported by new global guidance on estimating PIN, more focused analysis on people in need and severity was made possible for the 2020 cycle. The current HNO more accurately identifies people with acute needs by looking at both the criticality of their needs (i.e. categorization of needs by types of humanitarian consequences) and severity of needs (i.e. estimation of severity of the consequences through a five point-scale). Given the methodological shift, a degree of cautiousness should be exercised when comparing trends across years. It is worth noting, however, that despite the shift, the data analyzed with the enhanced methodology revealed a geographical configuration of needs for 2020 similar to the one identified in 2019.

Inter-sectoral severity and PIN estimations

Through consultations, the Iraq Humanitarian Country Team (HCT) and the ICCG, supported by the Information Management Group (IMWG) and the Assessment Working Group (AWG), completed the following steps:

- Defined and agreed on the scope of the analysis (population groups, geographic areas and thematic sectors) during the

months of May and June 2019.

- Drafted a joint analytical framework throughout June and July 2019 summarizing available indicators and data. These indicators were then assigned to humanitarian consequences.
- Designed and endorsed the inter-sectoral model for estimating PIN by severity by humanitarian consequence in August 2019 (see Annex 1). The process included:
 - Joint selection of core severity needs indicators to illustrate the different dimensions and aspects of each humanitarian consequence based on: (a) indicator appropriate and relevant to explain the consequence; (b) data for the indicator available and reliable, with possibility to organize findings on the five point severity scale; and (c) information collected available at the agreed unit of analysis (household) with possibility to aggregate findings at the required geographic level (district).
 - Realignment of thresholds and scales to permit categorization of the assessed population directly within a one to five severity scale. The adjustment of response options aligned to the extent possible with the work ongoing at global level on the Joint Inter-Sectoral Analysis Framework.

- Agreement that the inter-sectoral model is based on three humanitarian consequences—well-being, living standards, and recovery and resilience—with protection mainstreamed across the three.
- In parallel, OCHA prepared the humanitarian profile (or base population), using CCCM data for in-camp population, IOM-DTM figures for IDPs out-of-camp and returnees, and UNHCR data for refugees, while REACH Initiative provided analysis for the selected MCNA indicators.
- In September 2019, OCHA estimated people in need by selecting the highest percentage from among those households categorized to be in severity 3, 4 or 5 by population group, by humanitarian consequence and by district. People in categories 2, 3, 4 and 5 constitute 'people affected', while 'people acutely in need' were estimated from categories 4 and 5. The resulting percentages were applied to the baseline population for that location.
- For the current HPC, the acute severity of needs is established at district level along three humanitarian consequences (well-being, living standards and recovery and resilience). Specific protection risks are captured under each of these dimensions. A coefficient was calculated for each assessed district by adding up percentages of people found to be in acute need, which is the percentages of people corresponding to the two upper levels from the five-point scale severity (extreme and catastrophic). The higher the coefficient of the districts, the more severe, time-critical and compounded are the needs in the district.
- The summary of people in need, people in acute need and severity by consequence, by district and by population group was presented in a technical joint needs analysis workshop (ICCG-IM-WG), then validated in a strategic HPC workshops with ICCG and the HCT members in September 2019. The final HNO dataset will be available on HDX.
- The IDPs out-of-camp and returnees are projected based on IOM-DTM data and use a linear model. The IDPs in-camp population are projected using CCCM data. These projections are to be referenced with due caution given the limitations of linear logic and possibility of unforeseen factors shifting numbers away from the modelled trajectory. The current modelling does not account for the wave of government-initiated camp closure/consolidation that began in August 2019 or similar unpredictable events.
- Throughout the document, a focus is placed on acute PIN and acute severity to explain the inter-sectoral needs and severity by humanitarian consequence.

Cluster PIN and severity estimations

For the current cycle, efforts were made to ensure that cluster estimations were whenever possible based on the indicators and thresholds used in the inter-sectoral framework.

All the clusters and working groups have been using the OCHA-generated humanitarian profile (base file) for affected population, while most

of them used MCNA VII indicators exclusively to understand the severity of needs and derive the number for people in need. Exceptions are FSC which added CFSVA data (2016), CCCM which used indicators of FSMT and CCCM Camp Profile (2019), Mine Action sub-cluster which relied on IMSMA, and the CWG which added MPCA vulnerability assessment data. When available, clusters referred to own data sources, and expert judgement, to inform the broader analysis and corroborate MCNA findings.

Most clusters were able in 2019 to reorient their core needs indicators and redefine thresholds to estimate severity of the consequences of the crisis on a five-point scale and, thereafter, derive the people in need according to the enhanced HPC inter-sectoral methodology. The NCT tool was used by majority of clusters to estimate the severity of needs. The indicators used by the clusters to calculate severity are listed in Annex 2.

Conclusions

Provided that assessment data is available at a minimum at district level in all affected locations, the new methodology helps in reaching coherence in the collective understanding of the severity of needs and also in estimating with greater accuracy when emergency levels are being reached by vulnerable groups. The methodology was tested and refined when it was feasible to do so given time and ethical constraints. As with any new methodologies, further adjustments may be required to ensure an even sharper analysis.

In 2020, the humanitarian community in Iraq will need to invest additional time and resources to focus data collection and further align needs assessment questions to a five-point severity scale.

The indicators used to calculate inter-sectoral PIN and severity are listed in Annex 1. Cluster severity indicators are listed in Annex 2. The HNO dataset will be available on HDX.

Summary of approaches, tools and indicators

CLUSTER	PEOPLE IN NEED	SEVERITY OF NEEDS	INDICATORS TO ESTIMATE PIN AND SEVERITY	SOURCE
CCCM	Enhanced approach	NCT	6 Indicators (WB, LS)	ILA IV, FSMT, Camp Profile, MCNA VII, DTM, Camp Population Flow
Education	Enhanced approach	NCT	2 indicators (LS)	MCNA VII
Livelihoods	Enhanced approach	Not provided	2 indicators (LS, WB, RR)	MCNA VII
FSC	Enhanced approach	NCT	1 composite indicator (LS)	MCNA VII, CFSVA
Health	Enhanced approach	NCT	2 indicators (LS)	MCNA VII
Protection	Enhanced approach	NCT	10 indicators (WB, LS)	MCNA VII, IMSMA
S/NFI	Enhanced approach	NCT	2 indicators (WB, LS, RR)	MCNA VII
WASH	Enhanced approach	NCT	3 indicators (LS)	MCNA VII

Information Gaps and Limitations

As with any data collection exercise, datasets and analysis methodologies, there are limitations and gaps, and continuous adjustments are required to ensure gaps are addressed.

Intersectoral gaps, limitations and plans to overcome them

Information gaps exist in a few districts as a result of the inability of partners to access the district or meet the sample size. Certain areas, notably Al-Baaj and Al-Daur districts, were either not surveyed or resulted in insufficient data collection to meet the required MCNA sample due to lack of access, lack of assessment authorizations, movement restrictions, or lack of households fitting assessment eligibility criteria (e.g. IDP households no longer at the location). When the data was indicative at district level, this was highlighted in the MCNA dataset. Other areas such as Samarra District are difficult for partners to reach, resulting in limited operational and programmatic data.

Areas with high severity of needs and where there are severe access constraints will be flagged to the Access Working Group and relevant sub-national ICCG for increased advocacy and concerted efforts expand humanitarian space.

The unit of analysis and the specificity of needs can be further refined. The collection of household-level data and the analysis is done at the district level (admin level 2). The current tools, capacities and resources are not set up to permit analysis, and eventually targeting, at the sub-district level (admin level 3) or location level (admin level 4). Linked to the issue above, in the absence of a sampling framework designed to account for specific sub-groups of impacted populations, it remains difficult to statistically and

confidently estimate the numbers of people in need belonging to specific vulnerable groups. Shifting to more geographic specificity and more detailed sampling is challenging in the absence of additional significant resources and capacity in 2020.

In 2020, the technical working groups such as IMWG and Assessment WG will manage conversations on the unit of analysis and sampling with the relevant constituencies in order to generate options that will allow the ICCG and the HCT to make an informed decision.

Information gaps and limitations are likely to emerge related to both in-camp and out-of-camp populations. Recent camp closures and facilitated return and relocation in some parts of Iraq have significantly changed the demographics of the in-camp IDP population in a very short timeframe. These movements were considered in the current document; however, it was not possible to recalculate the PIN and severity based on the latest information. With the expectation that similar steps will be taken in other locations, the number of in-camp and out-of-camp people in need are very likely to continue to change in the coming months. With different displacement status and geographical location, the needs can change too (e.g. secondary displacements and/or further movements out-of-camp to critical or informal shelters; losing present livelihoods, etc.).

Through the existing mechanisms such as exit surveys, DTM Emergency Tracking and upcoming PMR, the humanitarian community will have the chance to adjust analysis of needs to reflect realities on the ground.

Thematically, there are information gaps related to achievement of durable solutions,²¹⁷

as well as information related to sensitive issues (e.g. discrimination, gender-based violence and PSEA, or perceived affiliations). When indicators related to these issues cannot be included in multi-sectoral needs assessment tools, they should be collected via specialized tools and included in the joint inter-sectoral analysis.

Other limitations of the current HNO stem from the methodology used for the 2020 cycle. The enhanced approach was rolled out globally in 2019 and therefore the 2020 HNO is at its first iteration in Iraq. Comparison across years will need to be performed cautiously and/or adequately caveated. The selection of the indicators and the severity thresholds may need to be further calibrated and aligned to the global frameworks once the global inter-agency frameworks are finalized (i.e. Joint Inter-Sectoral Analysis Framework).

Sectoral gaps, limitations and plans to overcome them

Cluster-specific technical needs assessments continue to be limited in Iraq. The approach most clusters took in 2019 was to collectively invest in the existing multi-sectoral needs assessments tools in order to ensure that they are fit for purpose and collect relevant sectoral information to inform the HNO. Coordinated and concerted efforts in having a single, multi-sector comprehensive impartial needs assessment conducted in country and underpinning the HNO is most welcomed. However, this should not happen at the expense of technical assessments, especially when detailed information is needed to inform programming and targeting. Examples include case management (individual datasets as opposed to community or household level assessments), diagnosis (vs. prevalence of disability, mental health), or needs established

through experts (structural damage of shelters, sensitive protection issues).

Limited resources and scheduling conflicts resulted in limited data collection. Most partners rely on one organization for the multi-sectoral and sectoral needs assessments. As such, resources are being severely stretched and some of the needs assessments exercises must be sequenced in a way that is not aligned with the HNO/HRP timeline. This is not a problem per se, if the data is used at a later stage to inform programming that meets the needs of the most vulnerable. There is also a need for specialized partners to conduct technical assessments (e.g. HLP specialized partners, partners trained in diagnosis of mental health and psycho-social issues).

In terms of next steps, WASH Cluster developed resources for a comprehensive technical needs assessment in 2019. Although data is not ready for the 2020 HNO, the WASH Cluster expects to use the findings of the comprehensive WASH assessment to inform targeting, programming and eventually use it as a baseline for the WASH response. Food Security partners are planning to roll out the Food Security Monitoring System (FSMS) in 2020 through the national household survey (IHSES). However, this may be delayed due to the planned national census.

Community information gaps and barriers

There is also a need to better understand barriers to accessing aid and services including barriers to reaching durable solutions. Often these barriers are reinforced by specific individual/family characteristics (e.g. displacement status, age, gender, perceived affiliation, people from disputed territories; belonging to minority groups). Steps were made in this direction, including by conducting disability analysis for the first

time for the current HNO. The analysis showed for example that costs and inaccessible environments seem to be the biggest reasons for difficulty in accessing services for people with disability.

Analysis on protracted displacement and durable solutions is also conducted through the Returns Working Group. These initiatives need to be strengthened in 2020 and complemented with more targeted analysis for specific vulnerable groups

Annex 1

Inter-sectoral Analysis Framework

Physical and Mental Wellbeing

Theme	Indicator	Source	Minimal (1)	Stress (2)	Severe (3)	Extreme (4)	Catastrophic (5)
Coping strategies	% HH relying on stress, crisis and emergency strategies to cope with a lack of resources to meet basic needs.	MCNA VII	N/A	N/A	HH selected: Selling household property; Buying food on credit; Borrowing money through friends and relatives; Reducing expenditures on NFI	HH Selected: Selling means of transport; Changing place of residence; Children under 18 working to provide resources	HH Selected: Children dropping out from school; Accepting that adults engage in risky behavior; Migration of all family; Children or adult forcefully married
Basic needs	% HH unable to afford basic needs (% HH taking on debt due to healthcare, food, education, or basic household expenditures)	MCNA VII	HH is not taking on debt to afford basic needs	N/A	HH is taking on debt to afford education or basic household expenditures	HH is taking on debt to afford healthcare	HH is taking on debt to afford food
Critical shelter	% HHs living in critical shelters	MCNA VII	HH is not in a critical shelter	N/A	HH is in a critical shelter	N/A	N/A
Disability related to explosive ordnance	% HH with individuals whose disability is related to an explosive hazard	MCNA VII	No explosive ordnance disability in the HH	N/A	N/A	HH member has disability with a (a lot of difficulty) due to explosive ordnance	HH member has disability with (cannot do at all) due to explosive ordnance
Eviction	% HHs reporting fearing eviction	MCNA VII	HH does not fear eviction	N/A	HH fears eviction as HH. Lacks funds to pay rental costs; Request to vacate from owner of building/land; No valid tenancy agreement	HH fears eviction because: Host family no longer able to host family; Local community does not accept family living in the area; Ownership of property is disputed	HH fears eviction because: - Authorities requested HH to leave; Inadequate housing / shelter conditions; Housing occupied by other groups; Risk of property being confiscated
Female-headed households	% of female headed HHS	MCNA VII	HH head is male	N/A	HH head is female	N/A	N/A
People living with disability	% of household members with disability ("lots of difficulty" or "cannot do at all" in one of the following activities: seeing, hearing, walking/climbing steps, remembering/concentrating, self-care, communicating)	MCNA VII	0%-5%	6%-20%	21%-39%	40%-49%	>50%
Safety	% women and girls who avoid areas because they feel unsafe there	MCNA VII	Women and girls do not avoid areas	Women and girls avoid one area because they feel unsafe	Women and girls avoid two areas because they feel unsafe	Women and girls avoid three areas because they feel unsafe	Women and girls avoid four or more areas because they feel unsafe

The inter-sectoral framework was prepared by the AWG in consultation with IMWG. It was endorsed by the ICGG on 5 September. Clusters proposed revisions on 15 September and 7 October. ICGG and HCT were informed of the revisions through the HNO Joint Analysis Workshop, joint HCT/ICCG Workshop, and ICGG or HCT meetings. PIN by severity was recalculated based on the framework as of 7 October 2019.

Living Standards

Theme	Indicator	Source	Minimal (1)	Stress (2)	Severe (3)	Extreme (4)	Catastrophic (5)
Access to Health	% HH with access to a functional health facility (hospital) within 5km	MCNA VII	HH has access to a health facility within 2km	HH has access to a health facility within 5km	HH does not have access to a Hospital < 10km	HH does not have access to a Hospital > 10km	HH does not have access to a Health facility at all
Access to Health	% HH with access to a functional health facility (PHCC) within 5km	MCNA VII	HH has access to a health facility within 2km	HH has access to a PHCC within 5km	HH does not have access to a PHCC within 5km	HH does not have access to a PHCC at all	N/A
Accountability to affected people	% of households in need who are satisfied with the assistance received from aid providers in the last 30 days	MCNA VII	HH receiving assistance in last 30 days is satisfied with quality, quantity, behaviour of humanitarian workers, relevance and timeliness of response	HH receiving assistance in last 30 days is satisfied with timeliness, quality, relevance and humanitarian workers behaviours HH is not satisfied with Quantity	HH receiving assistance in last 30 days is satisfied with timeliness, relevance and humanitarian workers behaviour HH is not satisfied with quality	HH receiving assistance in last 30 days is satisfied with humanitarian workers behaviour HH is not satisfied with timeliness	HH receiving assistance in last 30 days is not satisfied with humanitarian workers behaviour
Documentation	% HH missing at least one key household or individual document	MCNA VII	HH missing no key household or individual document	HH not missing NOT any of (PDS, information card, identity card, birth certificate, citizenship certificate)	HH missing =<2 core documents (PDS, information card, identity card, birth certificate, citizenship certificate) HH has: Acceptable food consumption AND High dependency on coping strategies	HH missing >= 3 core documents (PDS, information card, identity card, birth certificate, citizenship certificate)	HH missing >= 4 or more core documents (PDS, information card, identity card, birth certificate, citizenship certificate)
Food Security	% HH with "moderately insecure" or "severely insecure" food security status, (composite using FCS and rCSI)	MCNA VII	HH has: Acceptable food consumption AND Low dependency on coping strategies	HH has: Acceptable food consumption AND Medium dependency on coping strategies OR Borderline food consumption AND Low dependency on coping strategies	HH has: Acceptable food consumption AND High dependency on coping strategies OR Borderline food consumption AND Medium dependency on coping strategies OR Poor food consumption AND Low dependency on coping strategies	HH has: Poor food consumption AND Medium dependency on coping strategies OR Borderline food consumption AND High dependency on coping strategies	HH has: Poor food consumption AND High dependency on coping strategies

Living Standards

Theme	Indicator	Source	Minimal (1)	Stress (2)	Severe (3)	Extreme (4)	Catastrophic (5)
School attendance	% HH with at least one child (aged 6-17) not attending formal or informal education regularly (at least 3 days a week)	MCNA VII	All children in HH (aged 6-17) are attending formal or informal education facilities	75%-99% of school aged children (aged 6-17) are attending formal or informal education facilities HH needs (2) improved security of tenure, and or (6) improved basic infrastructure and utilities	50%-74% of school aged children (aged 6-17) are attending formal or informal education facilities HH needs: (4) improved privacy and dignity, and or (5) protection from climatic conditions	25%-49% of school aged children (aged 6-17) are attending formal or informal education facilities HH needs: (1) protection from hazards, and or (3) improved safety and security, and or (7) improved structural stability of the building.	0-24% of school aged children (aged 6-17) are attending formal or informal education facilities N/A
Shelter improvement	% HHs reporting at least 2 shelter improvements	MCNA VII	HH does not need any shelter improvements	HH needs (2) improved security of tenure, and or (6) improved basic infrastructure and utilities	HH needs: (4) improved privacy and dignity, and or (5) protection from climatic conditions	HH needs: (1) protection from hazards, and or (3) improved safety and security, and or (7) improved structural stability of the building.	N/A
Unemployment	% HH with at least one adult (18+) unemployed and seeking work	MCNA VII	No unemployment in the HH	> 0 %AND <= 50% of adults is unemployed and seeking work	> 50 %AND <= 70% of adults is unemployed and seeking work	> 70 %AND <= 90% of adults is unemployed and seeking work	> 90% of adults is unemployed and seeking work
Water quality	% HH who require water treatment prior to drinking	MCNA VII	Water comes from an improved water source including: Piped water into compound	Water comes from an improved water source including: Piped water connected to public tap; Borehole; Protected well; Protected rainwater tank; Protected spring	Water comes from an improved source including: Bottled water; Water Trucking	Water comes from an unimproved water source	Water comes directly from rivers, lakes, ponds, etc.
Water quantity	% HH without access to sufficient quantity of safe water for drinking and domestic purposes	MCNA VII	More than 80 l/d/p	50 or more but less than 80 l/d/p	15 or more but less than 50 l/d/p	7.5 or more but less than 15 l/d/p	Less than 7.5 l/d/p

Recovery and Resilience

Theme	Indicator	Source	Minimal (1)	Stress (2)	Severe (3)	Extreme (4)	Catastrophic (5)
Coping strategies	% HH relying on stress, crisis and emergency strategies to cope with a lack of resources to meet basic needs.	MCNA VII	N/A	N/A	HH selected: Selling household property; Buying food on credit; Borrowing money through friends and relatives; Reducing expenditures on NFI	HH Selected: Selling means of transport; Changing place of residence; Children under 18 working to provide resources	HH Selected: Children dropping out from school; Accepting that adults engage in risky behavior; Migration of all family; Children or adult forcefully married
Critical shelter	% HHs living in critical shelters	MCNA VII	HH is not in a critical shelter	N/A	HH is in a critical shelter	N/A	N/A
Debt	%HH with debt value in the [amount]	MCNA VII	0 to \$400	>\$400 and <= 600	> \$600 and <= 800	> \$800 and <=\$1000	> \$1000
Eviction	% HHs reporting fearing eviction	MCNA VII	HH does not fear eviction	N/A	HH fears eviction as HH: Lacks funds to pay rental costs; Request to vacate from owner of building/land; No valid tenancy agreement	HH fears eviction because: Host family no longer able to host family; Local community does not accept family living in the area; Ownership of property is disputed	HH fears eviction because: Authorities requested HH to leave; Inadequate housing / shelter conditions; Housing occupied by other groups; Risk of property being confiscated
Shelter improvement	% HHs reporting at least 2 shelter improvements	MCNA VII	HH does not need any shelter improvements	HH needs (2) improved security of tenure, and or (6) improved basic infrastructure and utilities	HH needs (4) improved privacy and dignity, and or (5) protection from climatic conditions	HH needs: (1) protection from hazards, and or (3) improved safety and security, and or (7) improved structural stability of the building.	N/A
Unemployment	% HH with at least one adult (18+) unemployed and seeking work	MCNA VII	No unemployment in the HH	> 0 %AND <= 50% of adults is unemployed and seeking work	> 50 %AND <= 70% of adults is unemployed and seeking work	> 70 %AND <= 90% of adults is unemployed and seeking work	> 90% of adults is unemployed and seeking work

Annex 2

List of cluster severity indicators and data sources

CLUSTER	INDICATOR	SOURCE
CCCM	# of households in formal settlements (Monthly collection from CCCM Partners)	Camp Population Flow
CCCM	% of identified critical service gaps in formal settlements (Bi-annual collection with CCCM/REACH)	FSMT, CCCM Camp Profile 2019
CCCM	# of households in informal settlements (Annual ILA)	DTM Round 110
CCCM	% households in informal sites having identified critical service gaps (Annual ILA/MCNA and RASP)	ILA IV, MCNA VII, RASP
CCCM	# of households departing formal settlements (Monthly collection from CCCM Partners)	CCCM Population Flow, Exit Surveys
CCCM	# of people who returned to AoO during the past 12 months	DTM Round 110
Education	% households with at least one child (aged 6-17) not attending formal or informal education regularly (at least 3 days a week)	MCNA VII
Education v	Access to Education	Partner Reports
Emergency Livelihoods	% households with at least one adult (18+) unemployed and seeking work	MCNA VII
Emergency Livelihoods	% households unable to afford basic needs (% HH taking on debt due to healthcare, food, education, or basic household expenditures)	MCNA VII
Food Security	% of households with Food security status (Food secure, Vulnerable to food insecurity, Food insecure) (using CARI Analysis).	MCNA VII
Health	% households with access to a functional health facility (hospital) within 5km	MCNA VII
Health	% households with access to a functional health facility (PHCC) within 5km	MCNA VII

CLUSTER	INDICATOR	SOURCE
Protection - CP	% households at least one CP issue (Composite indicator) [issues : HH reporting children with psychosocial distress (proxy data with behaviour change); children 6-17 not attending formal education; children missing documentation of any kind; Child Marriage; Child Labor]	MCNA VII
Protection - GBV	% Women & adolescents in HH relying on stress, crisis and emergency strategies to cope with a lack of resources to meet basic needs.	MCNA VII
Protection - GBV	% Females in critical shelter	MCNA VII
Protection - GBV	% women and girls who avoid areas because they feel unsafe there	MCNA VII
Protection - GBV	% Females in female Headed Household	MCNA VII
Protection - GBV	% Females with no access to a functional health facility (PHCC) within 5km	MCNA VII
Protection - GP	% households Missing Core Documentation	MCNA VII
Protection - HLP	% households reporting fearing eviction	MCNA VII
Protection - MA	% households with individuals whose disability is related to an explosive hazard	MCNA VII
Protection - MA	% of land contaminated by explosive hazards	IMSMA
S/NFI	% households living in critical shelters	MCNA VII
S/NFI	% households reporting at least 2 shelter improvements	MCNA VII
WASH	% households without access to sufficient quantity of safe water for drinking and domestic purposes (% HH with less than 50 litres of water per person) [aggregate indicator]	MCNA VII
WASH	% households without access to safe water of good quality (% HH who require water treatment prior to drinking) [aggregate indicator]	MCNA VII
WASH	% of households without access to improved functional sanitation facilities [aggregate indicator]	MCNA VII

Acronyms

AAP	Accountability to Affected Populations	KRI	Kurdistan Region of Iraq
AOR	Area(s) of Origin	MCNA	Multi-Cluster Needs Assessment
AWG	Assessment Working Group	MHPSS	Mental Health and Psychosocial Support
CCCM	Camp Coordination and Camp Management	MPCA	Multi-Purpose Cash Assistance
CCS	Coordination and Common Services	NCCI	NGO Coordination Committee for Iraq
CMR	Clinical Management of Rape	NFI	Non-Food Items
CP	Child Protection	NGO	Non-Governmental Organization
CRC	Community Resource Centres	NPC	National Protection Cluster
CwC	Communication with Communities	OCHA	Office for the Coordination of Humanitarian Affairs
CWG	Cash Working Group	PDS	Public Distribution System
DTM	Displacement Tracking Matrix	PHCCs	Primary Health Care Clinic
EO	Explosive Ordnance	PMF	Popular Mobilization Forces
FAO	Food and Agriculture Organization	PSEA	Prevention of Sexual Exploitation and Abuse
FHH	Female-Headed Households	PSS	Psychosocial Support
FSMS	Food Security Monitoring System	RNA	Rapid Needs Assessment
GAM	Gender with Age Marker	RPA	Rapid Protection Assessment
GBV	Gender-Based Violence	RTAP	Real-Time Accountability Partnership
GRC	Governorate Returns Committee	SVET	Socio-Economic Vulnerability Assessment Tool
HCT	Humanitarian Country Team	SGBV	Sexual and Gender-Based Violence
HH	Households	SMEB	Survival Minimum Expenditure Basket
HLP	Housing Land and Property	SNFI	Shelter and Non-Food Items
HNO	Humanitarian Needs Overview	UNDP	United Nations Development Programme
HRP	Humanitarian Response Plan	UNFPA	United Nations Population Fund
IASC	Inter-Agency Standing Committee	UNHCR	United Nations High Commissioner for Refugees
ICCG	Inter-Cluster Coordination Group	UNICEF	United Nations Children's Fund
IDP	Internally Displaced Persons	WASH	Water, Sanitation and Hygiene
IHF	Iraq Humanitarian Fund	WFP	World Food Programme
IMSMA	Information Management System for Mine Action	WG	Working Group
IMWG	Information Management Working Group	WHO	World Health Organization
IOM	International Organization for Migration		
IQD	Iraqi Dinar		
ISF	Iraqi Security Forces		
ISIL	Islamic State of Iraq and the Levant		
JCC	Joint Crisis Coordination Centre		
JCMC	Joint Coordination and Monitoring Centre		
KRG	Kurdistan Regional Government		

End Notes

- 1 The humanitarian community in Iraq is now able to pinpoint with a higher degree of accuracy the number of people in acute need. Refer to the methodology section that explains the PIN estimation by severity of needs and type of humanitarian consequence. People in acute need are the people who are identified as having needs that meet the extreme and catastrophic thresholds.
- 2 World Bank, World Population Review, 2019.
- 3 The INFORM Global Risk Index (2020) ranks Iraq 8th among 14 countries categorized as “very high risk.”
- 4 World Bank, Iraq Country Overview, April 2019.
- 5 Operation Inherent Resolve, Lead Inspector General Report to The United States Congress, Operation Inherent Resolve, April – June 2019. https://media.defense.gov/2019/Aug/06/2002167167/-1/-1/1/Q3FY2019_LEADIG_OIR_REPORT.PDF.
- 6 REACH Overview and key cross-sectoral trends presentation, based on MCNA VII, September 2019. The interviews were conducted prior to the large-scale camp population movements registered in August and September 2019 in Ninewa. Overall intentions may have changed as a result of the camp consolidation and closure process.
- 7 Ibid.
- 8 IOM-DTM, Round 110, May-June 2019.
- 9 DTM Return Index presentation, based on Integrated Location Assessment IV, September 2019.
- 10 Iraq Shelter Cluster Dashboard, www.sheltercluster.org/iraq/iraq-war-damaged-shelter-rehabilitation-interactive-dashboard, accessed September 2019.
- 11 Ibid.
- 12 Property Compensation Guidelines, based on Iraqi law 20, 2009 and LAW 57, 2015 (first amendment), December 2018. https://reliefweb.int/sites/reliefweb.int/files/resources/property_compensation_guidelines.pdf
- 13 Humanitarian Response Plan, Monitoring Report (January – May 2019).
- 14 https://unmas.org/sites/default/files/documents/unmas_iraq_august_newsletter_en.pdf - UNMAS Newsletter, August 2019.
- 15 Multi-Cluster Needs Assessment (MCNA), Round VII, August 2019.
- 16 Ibid.
- 17 Ibid. Inability to meet basic needs is measured through taking on debt to meet basic needs.
- 18 REACH Overview and Key Cross-Sectoral trends presentation, based on MCNA VII, September 2019. The livelihood coping strategies are categorized as stress coping strategies (selling household properties, spending savings, buying food on credit, reducing expenditures on health and education); crisis coping strategies (selling means of transport, migrating to reduce expenses, child labour) and emergency coping strategies (children dropping out of school, child marriage, criminal activity, survival sex).
- 19 DTM Return Index presentation, based on Integrated Location Assessment (ILA) IV, September 2019. Ninewa has 177,480 returnees living in areas of high severity; Salah Al-Din has 185,602 returnees living in areas of high severity. http://iraqdtm.iom.int/LastDTMRound/iom_dtm_returnindex-round4-july2019.pdf (accessed September 2019).
- 20 Ibid.
- 21 Only 6 per cent of returnee households surveyed through MCNA VII reported receiving aid in the 30 days prior to data collection, compared to 85 per cent IDP households in-camp and 13 per cent IDP households out-of-camp.
- 22 MCNA VII, August 2019. Inability to meet basic needs is measured through household taking on debt in order to meet basic needs.
- 23 Al-Rutba in Al-Anbar, Al-Baaj and Al-Hatra in Ninewa, and Balad, Samarra and Tooz Khurmato in Salah Al-Din.
- 24 2,394 locations with at least five IDP households; 1,624 locations with at least five returnee families. Of these, 373 of these locations host both IDPs and returnees.
- 25 An increase in the number of returnees living in severe or poor conditions has been observed. Compared to Round 3, when 11 per cent of all returnees were living in severe conditions, in Round 4, an estimated 12 per cent of all returnees or 514,644 individuals, of the returnee population, are living in 286 locations with severe conditions.
- 26 Among in-camp populations, the intention to return remains consistently low, with only 5 per cent reporting intention to return to areas of origin within the next 12 months, while 28 per cent of households do not know their future plans (up from 9 per cent in 2018). Based on MCNA VII inter-sector analysis presented at the Joint Needs Analysis Workshop, 19 September 2019.

- 27 Of the 1.2 million people displaced outside of camps, more than 70 per cent have been displaced for more than three years. Based on ILA IV inter-sector analysis presented at the Joint Needs Analysis Workshop, 19 September 2019.
- 28 In the last 12 months, the pace of returns returns has greatly slowed, dropping from 133 per cent in May 2018 to 10 per cent in June 2019. Based on ILA IV inter-sector analysis presented at the Joint Needs Analysis Workshop, 19 September 2019.
- 29 UNCRPD definition: "Persons with disabilities include those who have long-term physical, mental, intellectual or sensory [visual or hearing] impairments which in interaction with various barriers may hinder their full and effective participation in society on an equal basis with others."
- 30 Centre for Humanitarian Data disability analysis of MCNA VII, August 2019.
- 31 Ibid.
- 32 DTM Return Index presentation based on ILA IV, September 2019; REACH overview and key cross-sectoral trends presentation, based on MCNA VII, September 2019.
- 33 MCNA VII, August 2019.
- 34 In addition to tent replacement needs, MCNA VII has revealed major gaps in terms of availability of air-water coolers, mattresses and blankets for 54 per cent, 43 per cent and 27 per cent respectively of the in-camp population.
- 35 CWG analysis based on MCNA VII data, August 2019.
- 36 Ibid.
- 37 MCNA VII, August 2019. About 90 per cent of female-headed households in-camp reported monthly income of less than 480,000 IQD compared to the average 85 per cent across all households in camps.
- 38 Based on the Joint Needs Analysis Workshop, September 2019.
- 39 MCNA VII, August 2019. Calculated as a percentage of households taking on debt to spend money on basic needs including health care, food, education or basic household items.
- 40 The Parallel Report of Iraq on The Convention on the Rights of Persons with Disability (CRPD), Iraqi Alliance of Disability Organizations, January 2018. Also UNAMI and OHCHR, Report on the Rights of Persons with Disabilities in Iraq, December 2016.
- 41 Protection partner reports.
- 42 According to monthly reports from governorate-level GBV working groups, women and girls with perceived affiliation to extremists are bearing the brunt of the crisis.
- 43 DTM/CCCM Cluster, data on camp movements from Ninewa, September 2019. Also, protection partner reports and rapid protection assessments.
- 44 MCNA VII, August 2019. Among households with damaged housing and which tried to access compensation claims, 96 per cent of out-of-camp IDPs and 92 per cent of returnees reported being unable to access compensation.
- 45 Norwegian Refugee Council, Shamed out of Shelter: Women's HLP Rights in Iraq - Draft, 2019.
- 46 MCNA VII, August 2019.
- 47 Ibid. 21 per cent of women and adolescents are in households that reported using stress, crisis and emergency strategies to cope with lack of resources to meet their basic needs.
- 48 MCNA VII, August 2019. Measured as access to markets within 5 kilometres.
- 49 World Bank Iraq, Reconstruction and Investment: Volume Two - Damage and Needs Assessment of Affected Governorates, 2018.
- 50 Ibid.
- 51 Iraqi citizens do not yet have a fully functioning national social protection scheme.
- 52 Ground Truth Solutions, Strengthening Accountability in Iraq: Preliminary Findings, October 2019. Most affected people interviewed reported no awareness of the Iraq Information Centre (IIC): 80 per cent in Al-Anbar, 82 per cent in Ninewa, 89 per cent in Salah Al-Din, 92 per cent in Duhok and Erbil each, and 94 per cent in Al-Sulaymaniyah.
- 53 Ibid. Most affected people interviewed reported no awareness of the Iraq Information Centre (IIC): 80 per cent in Al-Anbar, 82 per cent in Ninewa, 89 per cent in Salah Al-Din, 92 per cent in Duhok and Erbil each, and 94 per cent in Al-Sulaymaniyah.
- 54 Ibid.
- 55 MCNA VII, August 2019.
- 56 1.77 million people have needs that meet the extreme and catastrophic thresholds.
- 57 175,321 people in acute need are in Al-Mosul; 140,747 people in acute need are in Telafar; and 100,636 people in acute need are in Al-Falluja respectively.
- 58 These are the only four districts that are simultaneously among the top ten most severe districts (based on their severity coefficients) in each of the three different humanitarian consequences assessed.
- 59 OCHA, Access Severity Mapping, July 2019.

- 60 In these top nine districts alone, 309,000 people have critical needs that are impacting their physical and mental well-being and requiring immediate support; 313,000 people need support to improve their living standards and meet their survival and sustenance capacities in the medium-term; while 431,000 people are estimated to need longer-term support to meet their severe resilience and recovery needs.
- 61 As a result of the government-led camp consolidation and closures, between August and October 2019, DTM tracked 16,784 households leaving camps for non-camp settings. During the same period, 3,803 households have moved between camps, while 10,045 households have displaced/returned to non-camp locations. Due to the advanced stage of HNO process, this shift in numbers could not be captured in the PIN analysis.
- 62 MCNA VII, August 2019.
- 63 Ibid. Emergency coping strategies include children dropping out of school, engagement in illicit activities, migration, child marriage or forced marriage.
- 64 2019 Iraq Humanitarian Needs Overview.
- 65 MCNA VII, August 2019. Some 76 per cent of in-camp populations report households taking on debt to pay for health care, food, education, or basic household expenditure compared to 65 per cent of out-of-camp IDPs and 58 percent of returnees. A similar distribution of responses is observed related to the monthly income, with 85 per cent IDPs in camps reporting earning less than 480,000 IQD per month (\$400) when compared to 63 per cent of out-of-camp IDPs and 62 per cent of returnees.
- 66 Ibid.
- 67 ILA IV inter-sector analysis presented at the Joint Needs Analysis Workshop, September 2019.
- 68 IOM, Drivers of Integration, March 2019.
- 69 MCNA VII, August 2019.
- 70 MCNA VII, August 2019. 63 per cent of out-of-camp IDP households report average monthly income of less than 480,000 IQD,
- 71 Ibid.
- 72 Ibid.
- 73 Return Index Round 4, July 2019.
- 74 Ibid.
- 75 Ranked as 'very high' by the overall severity index for returns. These locations are called hotspots.
- 76 Return Index Round 4, July 2019.
- 77 MCNA VII, August 2019
- 78 This includes latrines and bathing facilities, markets, distribution areas, community centres, water points, social areas and roads to schools.
- 79 MCNA VII, August 2019.
- 80 Ibid.
- 81 Ibid.
- 82 Ibid.
- 83 MCNA VII, August 2019. 90 per cent of all female-headed households in camps have an average monthly income from employment and/or pension of less than 480,000 IQD.
- 84 ILA IV, June 2019.
- 85 MCNA VII, August 2019. Of those fearing eviction, 56 per cent cited lack of funds to pay rent as the primary reason, and 29 per cent reported being requested by owner to vacate a building or land.
- 86 Ibid. This includes latrines and bathing facilities, markets, distribution areas, community centres, water points, social areas and roads to schools.
- 87 Ibid. Eight per cent of IDP households living out-of-camp with at least one family member with a disability had difficulty accessing one or more services.
- 88 Ibid. Among all population groups, chronic health conditions are most prevalent for out-of-camp IDPs, with 36 per cent of households reporting at least one individual with one such condition, compared to 28 per cent among IDPs households in camp, and returnees.
- 89 Ibid. Eight per cent of out-of-camp IDP households reported having at least one child working.
- 90 Monthly reports from governorate-level GBV Working Groups. The Condemned: Women and Children Isolated, Trapped and Exploited in Iraq.
- 91 Inter-sector analysis and PIN estimations presented at the Joint Needs Analysis Workshop, September 2019.
- 92 IOM-DTM Report Round 107, December 2018.
- 93 IOM-DTM Emergency Tracking-Camp movements, 29 October 2019.
- 94 INFORM Index for Risk Management 2019.

- 95 Other countries to receive a maximum risk rating of 10 for human hazards are Somalia, Central African Republic, Yemen, Afghanistan, Syria and Nigeria.
- 96 Iraq ranks 4th for exposure to natural and human hazards – 45th for natural hazards and equal 1st for human hazards. For vulnerability, Iraq ranks ranking of 29th – 80th for socio-economic vulnerability and 15th for vulnerable groups. Iraq ranks 26th for lack of coping capacity – 9th for institutional capacity and 62nd for infrastructure capacity.
- 97 World Bank, Iraq Economic Monitor from War to Reconstruction and Economic Recovery, Spring 2018.
- 98 Handicap International, Disability in Humanitarian Context: A Case Study from Iraq, March 2018.
- 99 Committee on the Rights of Persons with Disabilities, Initial report submitted by Iraq under article 35 of the Convention, 19 August 2015.
- 100 Protests results in the deaths of more than 300 people and 16,000 casualties.
- 101 Iraq Oil Report, 31 October 2019.
- 102 CCCM Cluster, Intentions Survey, February 2019.
- 103 INFORM Index for Risk Management 2019.
- 104 Joint HCT-ICCG HPC Workshop, 26 September 2019, outcome of discussions regarding the most-likely scenario.
- 105 CCCM Cluster, Camp Population Flow, August 2019.
- 106 CCCM Cluster analysis of ILA 2019 and MCNA 2019. For purposes of this analysis and prioritization, informal sites and collective centers were defined as those including 200 individuals or more.
- 107 REACH/CCCM Intentions Survey, July 2019.
- 108 DTM Round 110.
- 109 Ibid.
- 110 Ibid. Returns recorded between September 2018 and August 2019 DTM rounds.
- 111 Approximately 25 per cent of informal settlement population, based on ILA IV, 2019 and MCNA 2019 .
- 112 REACH/CCCM Cluster Intentions Survey, July 2019. No intention to return during the 12 months following data collection due to damage to or destruction of houses and infrastructure (35 per cent); security concerns due to fear or trauma (34 per cent); perceived lack of security (32 per cent); perceived lack of livelihoods opportunities (32 per cent); and a reported lack of financial means to return (30 per cent).
- 113 CCCM, FSMT, March 2019; REACH/CCCM Camp Profile, July 2019.
- 114 CCCM Cluster, Protection Cluster, IIC follow-up surveys, August-October 2019. Of sampled departures, 54 per cent reported having no access to a latrine, and only 58 per cent report having access to enough water soon after departure.
- 115 CCCM Cluster, Protection Cluster, IIC follow-up surveys, September 2019.
- 116 Calculated based on the Iraq Humanitarian Profile, July 2018.
- 117 In 2019, the Education Cluster included pre-primary learners aged three to five years among those in-need of humanitarian assistance. In 2020, this group is not identified as being most in-need. It is anticipated that development actors will support the Government of Iraq to finalize its policy on Early Childhood Development in 2020 and meet the gaps in early childhood education for IDP and, returnee and refugee children aged three to five years.
- 118 Iraq Education Cluster Secondary Data Review, 2019; MCNA VII, August 2019; Iraq Humanitarian Profile , July 2019.
- 119 IOM, March 2019; [Return Index Findings Round 3](#), March 2019.
- 120 World Bank, [Iraq's Economic Update](#), April 2019.
- 121 MCNA VII, August 2019.
- 122 Ibid.
- 123 According to UN estimates, 10 per cent of households in Iraq are female-headed; people in debt form 50 per cent of PiN for Emergency Livelihoods in Iraq 2020.
- 124 IOM Return Working Group.
- 125 MCNA VII, August 2019; CFSVA 2016.
- 126 Ibid.
- 127 Ibid.
- 128 MCNA VI, August 2018 and MCNA VII, August 2019.
- 129 Ibid. Ranked by severity of protection risks.
- 130 57 per cent of total affected population live under the poverty line, with women and girls comprising 29 per cent. MCNA VII, August 2019 and Cash Working Group data.

- 131 Some 30 per cent of the sampled IDPs according to IOM, RWG and Social Inquiry, Psychosocial dimensions of displacement: prevalence of mental health outcomes and related stressors among IDPs in Iraq, 2019; MCNA VII, 2019; protection partners reports.
- 132 National Protection Cluster, Civilian Character of Camps Tracking Matrix, September 2019.
- 133 MCNA VII, August 2019 and Cash Working Group data, 2019.
- 134 ILA IV, June 2019.
- 135 MCNA VII, August 2019.
- 136 Al-Mosul (23 per cent) and Telafar (10 per cent) are the top two districts which have distinctly high children in need of child protection services. 50 per cent of people in need of child protection services concentrates in six districts (Al-Mosul, Telafar, Al-Heet, Tikrit, Kirkuk, Al-Ramadi, and 87 per cent concentrates in 20 districts. MCNA VII, August 2019.
- 137 Estimate 436,451 individuals.
- 138 Protection incidents affecting individuals with perceived affiliations have been regularly reported through Critical Protection Incident Notes produced by the Protection Cluster for the HCT members.
- 139 Detention needs often relate to provision of assistance to individuals subject to similarity of names, misidentification of detainees, or support to remove names of individuals wrongly included in security databases or already security cleared by the authorities. As of August 2019, protection partners have worked on a number of cases equivalent to about 70 per cent of the total cases identified and worked on in 2018.
- 140 The top 10 districts with people in need are Al-Mosul, Telafar, Al-Heet, Tikrit, Kirkuk, Al-Ramadi, Al-Hamdaniya, Al-Falluja, Al-Baaj, Tilkaef. The top 10 severity districts are Al-Kaim, Ana, Haditha, Al-Heet, Mahmoudiya, Baquba, Sinjar, Telafar, Al-Baaj, Balad.
- 141 238 incidents were reported from January to September 2019. Civilian Character of Camps Tracking Matrix.
- 142 DTM and CCCM data on camp movements from Ninewa governorate (September 2019); protection partner reports; Rapid Protection Assessments.
- 143 MCNA VII, 2019 and partner reports.
- 144 21 per cent of women and adolescents of total population assessed are in households that reported relying on stress, crisis and emergency strategies to cope with lack of resources to meet their basic needs. MCNA VII, August 2019.
- 145 Top governorates with people at risk of GBV are Ninewa (29 per cent), Al-Anbar (18 per cent), and Salah Al-Din (16 per cent), followed by Duhok and Kirkuk (11 per cent each). The top districts with high concentration of people at risk of GBV are Telafar (hosting 10 per cent), Al-Mosul (8 per cent), Sumail (7 per cent), Al-Fallujah (7 per cent), Al-Hawiga (6 per cent), Al-Ramadi (5 per cent) and Tikrit, Kirkuk, Al-Shirqat, Beygee, Erbil and Zakho with 4 per cent each. MCNA VII, August 2019.
- 146 25 per cent of the affected population are women and girls missing documentation; the majority of female households across all population groups reported missing key HHs documents. MCNA VII, August 2019.
- 147 39 per cent and 35 per cent, respectively. GBV IMS report, January - July 2019.
- 148 Ibid.
- 149 Ibid.
- 150 Due to lack of funding, in 2019, women community centres dropped to less than half of those operational in 2018. GBV SC Service Mapping, January-June 2019.
- 151 96 per cent of out-of-camp IDPs and 92 per cent of returnee households among those with damaged housing who requested compensation reported being unable to access compensation claims. MCNA VII, August 2019.
- 152 Norwegian Refugee Council, Shamed out of Shelter: Women's HLP Rights in Iraq, Draft, 2019.
- 153 Top three districts, Al-Sulaymaniyah (100 per cent); Duhok (97 per cent), Kirkuk (84 per cent). At the national level, 38 per cent. ILA IV, June 2019.
- 154 With IDPs and returnees most at risk in Baquba (39 per cent), Al Khalis (21 per cent), Sinjar (34 per cent), Ana (32 per cent), Al-Hawiga (26 per cent), Daquq (20 per cent). MCNA VII, August 2019.
- 155 Ibid.
- 156 With over 15 per cent of the affected population reporting living with at least one person with a disability, in half of the 20 most severe districts. MCNA VII, 2019.
- 157 Ibid. Over 69,900 HHs.
- 158 Ibid. Proxy data linked to a behaviour change.
- 159 Nearly 15 per cent of both out-of-camp IDP locations and returnee locations report that children experience violence at home; nearly 40 per cent of both locations report children working without attending school; and nearly 40 per cent of returnee and 22 per cent of out-of-camp IDP locations reports incidences of child marriages. ILA IV, June 2019.
- 160 MCNA VII, August 2019.
- 161 Returns Working Group Iraq, Psychosocial Dimensions of Displacement: Prevalence of Mental Health Outcomes and Related Stressors

- among IDPs in Iraq, June 2019.
- 162 18 per cent. MCNA VII, August 2019.
- 163 21 per cent. Ibid.
- 164 Female-headed households constitute 13 per cent of the total affected households surveyed through MCNA VII, August 2019.
- 165 Monthly reports from governorate-level GBV working groups.
- 166 More than 71 per cent of reported incidents.
- 167 GBV IMS, Midyear report, January - July 2019.
- 168 For instance, 21 per cent of women and adolescents among the affected population are in households that reported relying on negative coping strategies to meet basic needs. Monthly reports from governorate-level GBV Working Groups. Amnesty International, *The Condemned: Women and Children Isolated, Trapped and Exploited in Iraq*, April 2018.
- 169 MCNA VII, August 2019. In addition, according to GBV IMS data, the employment status of alleged perpetrators as reported by survivors is as follows: unemployment (25 per cent), daily workers (14 per cent), and armed forces/armed groups (7 per cent).
- 170 MCNA VII, August 2019.
- 171 Ibid.
- 172 21 per cent of IDP households in camps are headed by females. 32 per cent of total camps population are women and adolescents in households that reported relying on negative coping strategies to meet basic needs. 28 per cent of females in camps reported missing key documentation, and 10 per cent reported feeling unsafe in some areas in camps, MCNA VII, August 2019.
- 173 8 per cent of total female returnees are in households that reported no access to primary health care services. 25 per cent of total female returnees are in households that reported missing one or more key documents and 30 per cent of female returnees are in households facing difficulties to meet basic needs, MCNA VII, August 2019.
- 174 Ibid.
- 175 Legally unprotected by state law due to lack of formal documents, informal and non-registered rights, rights based on customary law, verbal agreements and not officially recognized or acknowledged by state or the law.
- 176 Norwegian Refugee Council HLP Assessment, 2019.
- 177 Ibid.
- 178 Ibid. 66 per cent IDP women in housing under disputed ownership, compared to 34 per cent of male IDPs. 58 per cent women living in land owned by the government compared to 42 per cent males.
- 179 Ibid.
- 180 Ibid.
- 181 Ibid.
- 182 iMMAP.
- 183 Ibid.
- 184 Among IDP households (both in-camp and out-of-camp) intending to return to their areas of origin, 20 per cent cited clearance of unexploded ordnances as the reason for intending to return.
- 185 OCHA Iraq, Access Severity Monitoring Data, July 2019.
- 186 370,025 IDPs in camps, 159,602 IDP out of camps and 163,182 returnees. CCCM Cluster, Camp Population Flow, August 2019; MCNA VII, August 2019; ILA IV, June 2019.
- 187 Out-of-camps: 324,327; In-camps: 125,075. MCNA VII, August 2019.
- 188 Ibid. Most acute needs found in Al-Falluja and Al-Ramadi in Al-Anbar, Al-Mosul and Telafar in Ninewa.
- 189 Ibid. 100 per cent and 24 per cent respectively.
- 190 CCCM Cluster, Camp Population Flow, August 2019 and FSMT, July 2019. Based on a country-wide analysis run by the Shelter Cluster in July 2019, more than 36,000 tents need replacement, of which 27,000 are in critical status (passed two winters or more).
- 191 In addition to tent replacements, MCNA VII revealed gaps in availability of air-water coolers, mattresses and blankets for 54 per cent, 43 per cent and 27 per cent respectively for in-camp populations.
- 192 Cash Working Group, 2019.
- 193 Predicted consumption less than 110,000 IQD/person/month, or less than \$3/person/day, as defined by the Cash Working Group and based on World Bank and MoLSA social protection models. Data shows residing in sub-standard shelter directly correlates with socio-economic vulnerability.
- 194 25 per cent of IDPs out-of-camp also need basic household items, MCNA VII, August 2019.

- 195 Districts where needs for shelter improvements for female-headed households are: Al-Baaj (100 per cent) and Tilkaef (73 per cent) in Ninewa, Balad (100 per cent) and Tooz Khurmato (75 per cent) in Salah Al-Din, Al-Mahmoudiya (84 per cent) and Al-Kadhmiyah (70 per cent) in Baghdad and Ana (69 per cent) in Al-Anbar, MCNA VII, August 2019.
- 196 HLP Sub-Cluster and SNFI Cluster analysis, August 2019.
- 197 Xavier Bonnefoy, Inadequate housing and health: an overview, *Int. J. Environment and Pollution*, Vol. 30, Nos. 3/4, 2007, available on http://www.euro.who.int/_data/assets/pdf_file/0017/121832/E90676.pdf: "Indoor air quality, home safety, noise, humidity and mold growth, indoor temperatures, asbestos, lead, radon, volatile organic compounds (VOC), lack of hygiene and sanitation equipment, and crowding are some of the most relevant possible health threats to be found in dwellings."
- 198 "Living in a critical shelter" is a determining factor associated with socio-economic vulnerability, based on the regression analysis and proxy-mean test model developed by the Cash Working Group. For instance, 20 per cent of returnees and 15 per cent out-of-camp IDPs living in critical shelter did or intend to go into secondary displacement and move to another place to reduce spending, MCNA VII, August 2019.
- 199 This represents the SNFI Cluster acute PIN.
- 200 This is linked to structures not protected enough to prevent intruders, located in insecure or isolated areas, with damaged windows and doors, or insecure tenure.
- 201 "Build back better" is defined as "The use of the recovery, rehabilitation and reconstruction phases after a disaster to increase the resilience of nations and communities through integrating disaster risk reduction measures into the restoration of physical infrastructure and societal systems, and into the revitalization of livelihoods, economies and the environment." (United Nations General Assembly, 2016).
- 202 Government of Iraq, Strategy for the Reduction of Poverty in Iraq, 2018 – 2022, August 2017: "The Housing and Environment outcome prioritizes the problem of slums, provision of affordable housing for the poor, and facilitating the use of solar energy."
- 203 6.3 million people, Iraq Humanitarian Profile, 2019.
- 204 Compensation grants (Law 20 of 2009 and law 57 of 2015) for damaged properties have been paid only to 10 per cent of returnees who filed a claim. Shelter Cluster analysis, MCNA VII, August 2019.
- 205 World Bank Iraq, Reconstruction and Investment: Volume Two - Damage and Needs Assessment of Affected Governorates, 2018, page VII, Fig. 2 and page VIII, table 3: total damage is estimated at \$16 billion, with \$17.4 billion required for reconstruction.
- 206 For families whose houses have been destroyed, the average cost for a core shelter is around \$8,000, considering 33 square meters as minimum surface required.
- 207 Less than 50 litres per person per day.
- 208 Al-Sulaymaniyah, Duhok, Kirkuk, Erbil, Al-Anbar, Baghdad, Kerbala, Ninewa, Al-Najaf, Salah Al-Din, Diyala, Babil, Al-Qadissiya, Wassit, Al-Basrah, Maysan and Thi Qar.
- 209 ILA IV, June 2019.
- 210 ILA IV, June 2019 and Return Index Round 4, May 2019.
- 211 NCCI, 2019 Member Data Database.
- 212 Ground Truth Solutions, Iraq Beneficiary Perceptions Research, 2019.
- 213 The figure includes 81 conducted and 21 ongoing needs assessments as reported by clusters and their partners on the Iraq Assessment Registry here: www.humanitarianresponse.info/en/operations/iraq/assessments<https://www.humanitarianresponse.info/en/operations/iraq/assessments>.
- 214 The number of assessments likely to increase given recent population movements.
- 215 See 2019 Iraq dashboard here: <https://www.humanitarianresponse.info/en/operations/iraq/2019-dashboard>, accessed October 2019.
- 216 Across the three population groups the preferred means to obtain information from humanitarian workers is direct engagement, including face-to-face, direct observations, and telephone, with almost half of the households in each population group surveyed selecting these means (from 41 per cent to 57 per cent). In contrast, fewer than 10 per cent wanted to engage through social media, radio, newspapers and noticeboards.
- 217 In 2019, MCNA collected information on durable solutions through a series of proxy indicators that were aligned with the eight IASC pillars in consultation with key partners. Analysis was made available to ICCG for reference.
- 218 Disasters: Rapid response network ready if crises hit, May 2012, available online at www.gov.uk/government/news/disasters-rapid-response-network-ready-if-crises-hit
- 219 REACH Overview and key cross-sectoral trends presentation, based on MCNA VII, September 2019. The interviews were conducted prior to the large-scale camp population movements registered in August and September 2019 in Ninewa. Overall intentions may have changed as a result of the camp consolidation and closure process.
- 220 Ibid.

